



City of Kingsburg

1401 Draper Street, Kingsburg, CA 93631-1908
Phone (559)897-5821 Fax (559)897-5568

Mayor Vince Palomar
Mayor Pro Tem Brandon Pursell, Jr.
Council Member Laura North
Council Member Staci Smith
Council Member David M. Silva

City Manager Alexander J. Henderson

AGENDA KINGSBURG CITY COUNCIL REGULAR MEETING

Council Chamber, 1401 Draper Street, Kingsburg, CA 93631 (559) 897-5821
www.cityofkingsburg-ca.gov

THE COUNCIL CHAMBER IS OPEN TO THE PUBLIC AT 100% CAPACITY.

Wednesday, March 1, 2023 at 6pm

Invocation to be given by Police Chaplain Cathleen Lawler, followed by the Pledge of Allegiance led by Mayor Vince Palomar.

6 P.M. REGULAR SESSION MEETING:

1. **Call to Order and Roll Call**
2. **Approve Agenda:** Action by the Council to approve the agenda or to make modifications. Items that can be added to the agenda is constrained by State law.
3. **Presentations:** None.
4. **Public Comments:** This is the time for any citizen to come forward and address the City Council on any issue within its jurisdiction that is not listed on the Agenda. A maximum of five (5) minutes is allowed for each speaker.
5. **Consent Calendar:** Items considered routine in nature are to be placed on the Consent Calendar. They will be considered as one item and voted upon in one vote unless individual consideration is requested. Each vote in favor of the Consent Calendar is considered and recorded as a separate affirmative vote in favor of each action listed. Approval of the Consent Calendar items include recitals reading ordinance(s) by titles(s) only and adoption of recommended action(s) contained in Staff Reports.
 - 5.1 **Approval of City Council Minutes:** Approve the minutes from the February 15, 2023 Regular Council Meeting as prepared by City Clerk Abigail Palsgaard.
Sponsor: City Clerk's Office
 - 5.2 **Check Register:** Ratify/approve payment of bills listed on the check register for the period February 7, 2023 through February 20, 2023 as prepared by Accounts Payable Clerk Marsha Alves.
Sponsor: Finance Department

5.3 Public Safety Sales Tax (Measure E) Appointment- Accept Mayor Palomar's appointment of Pilo Chavez to the Public Safety Sales Tax (Measure E) Committee to a term that is set to expire November 2027.
Sponsor: City Clerk's Office

5.4 Approve the Requested Closure of Marion Street for Uptown Sprouts Event 4/8/2023 & 5/5/2023- Staff Report prepared by Community Services Director Adam Castaneda.
Sponsor: Community Services Department

6. Regular Calendar

6.1 Kingsburg Tri-County Health Care District 2023 Grant Cycle- Staff Report by Community Services Director Adam Castaneda.
Sponsor: Community Services

Possible Action(s):

- a. Presentation by Community Services Director Adam Castaneda
- b. Public Comment
- c. Council Discussion
- d. Action as Deemed Necessary

6.2 Award of the 2023 Downtown Parking Lots Project to R.J. Berry Jr, Inc. in the amount of \$393,412.00- Staff Report by City Engineer Dave Peters.
Sponsor: City Engineer's Office

Possible Action(s):

- a. Presentation by City Engineer Dave Peters
- b. Public Comment
- c. Council Discussion
- d. Action as Deemed Necessary

6.3 Solar Options - Wells 13 and 16, Police Department & Public Works Yard- Staff Report by Public Works Director Daniel Galvez.
Sponsor: Public Works Department

Possible Action(s):

- a. Presentation by Public Works Director Daniel Galvez
- b. Public Comment
- c. Council Discussion
- d. Action as Deemed Necessary

6.4 Major Revenue Fund Update- Staff Report by City Manager Alexander Henderson.
Sponsor: City Manager & Finance Department

Possible Action(s):

- a. Presentation by City Manager Alexander Henderson.
- b. Public Comment
- c. Council Discussion
- d. Action as Deemed Necessary

6.5 2022/2023 Capital Improvement Plan Update - Staff Report by City Manager Alexander Henderson.

Sponsor: City Manager & Finance Department

Possible Action(s):

- a. Presentation by City Manager Alexander Henderson.
- b. Public Comment
- c. Council Discussion
- d. Informational- No Action Necessary

6.6 Clean California Local Grant Program Discussion- Staff Report by Public Works Director Daniel Galvez.

Sponsor: Public Works Department

Possible Action(s):

- a. Presentation by Public Works Director Daniel Galvez
- b. Public Comment
- c. Council Discussion
- d. Action as Deemed Necessary

7. Council Reports and Staff Communications

- 7.1 Community Services Commission
- 7.2 Public Safety Committee
- 7.3 Chamber of Commerce
- 7.4 Economic Development
- 7.5 Finance Committee
- 7.6 Planning Commission
- 7.7 South Kings Groundwater Sustainability Agency Joint Powers Authority (SKGSA)
- 7.8 Downtown Business Improvement District
- 7.9 Council of Governments
- 7.10 Council Quarterly Reports on all other boards/committees
- 7.11 Council Member Reports
- 7.12 City Manager's Report

8. Future Agenda Items: None.

9. The Kingsburg City Council adjourns out of the Regular Calendar into Closed Session:

9.1 CONFERENCE WITH REAL PROPERTY NEGOTIATOR

Government Code Section 54956.8

Property: APN 396-09-01

Agency Negotiator: City Manager Alexander Henderson

10. Adjourn out of Close Session into Regular Kingsburg City Council Meeting and report out of Closed Session.

11. Adjourn Regular Kingsburg City Council Meeting.

Any writings or documents provided to a majority of the Governing Body regarding any item on this agenda will be made available for public inspection at City Hall, in the City Clerk's office, during normal business hours. In addition, such writings and documents may be posted on the City's website at www.cityofkingsburg-ca.gov.

In compliance with the Americans with Disabilities Act, if you need special assistance to participate in this meeting, please contact the office of the City Clerk (559) 897-6520. Notification 48 hours prior to a meeting will enable the City to make reasonable arrangements to ensure accessibility to that meeting [28 CFR 35 .102.35.104 ADA Title II].

Title VI of the Civil Rights Act of 1964 provides that no person in the United States shall, on the grounds of race, color, or national origin, be excluded from participation in, be denied the benefits of, or be subjected to discrimination under any program or activity receiving federal financial assistance.

I hereby certify, under penalty of perjury under the laws of the State of California that the foregoing Agenda was posted at the front entrance of City Hall not less than 72 hours prior to the meeting. Dated this 10th day of February 2023.

Abigail Palsgaard, City Clerk

**KINGSBURG CITY COUNCIL
REGULAR MEETING MINUTES
February 15, 2023**

Invocation was given by Pastor Ricky Chambers, Kingsburg Community Church, followed by the Pledge of Allegiance led by Mayor Vince Palomar.

6 P.M. REGULAR SESSION MEETING:

Call to Order and Roll Call: Mayor Vince Palomar called the regular meeting of the Kingsburg City Council to order at 6:01 pm.

Council Members Present: David M. Silva, Staci Smith, Laura North, Brandon Pursell, Jr., and Mayor Vince Palomar.

Council Members Absent: None.

Approve Agenda: A motion was made by Council Member North, seconded by Council Member Pursell, Jr., to approve the agenda, as published. The motion carried by an unanimous voice vote.

Presentations: None.

Public Comments: None.

Consent Calendar: A motion was made by Council Member Smith, seconded by Council Member Silva, to approve the items appearing on the Consent Calendar. The motion carried by an unanimous voice vote.

- 5.1 Approval of City Council Minutes:** Approve the minutes from the January 18, 2023 Regular Council Meeting as prepared by City Clerk Abigail Palsgaard.
Sponsor: City Clerk's Office
- 5.2 Check Register:** Ratify/approve payment of bills listed on the check register for the period January 10, 2023 through February 6, 2023 as prepared by Accounts Payable Clerk Marsha Alves.
Sponsor: Finance Department
- 5.3 Review and adopt the Revised 2023 Water Model and recommendations contained therein.-** Staff Report prepared by City Engineer Dave Peters.
Sponsor: City Engineer
- 5.4 Accept the FY 21-22 Street Striping & Marking project completed by Anderson Striping & Construction, Inc. and authorize the City Engineer to file the Notice of Completion -** Staff Report prepared by City Engineer Dave Peters.
Sponsor: City Engineer
- 5.5 Accept the 2022 Slurry Seal project completed by VSS International, Inc. and authorize the City Engineer to file the Notice of Completion-** Staff Report prepared by City Engineer Dave Peters.
Sponsor: City Engineer

- 5.6 Accept the Linnaea Villas Public Improvement project completed by Dawson-Mauldin, LLC. and authorize the City Engineer to file the Notice of Completion -** Staff Report prepared by City Engineer Dave Peters.
Sponsor: City Engineer
- 5.7 Approve Easement Deed for electrical service to 1463 Draper Street and 1515 Smith Street -** Staff Report prepared by City Engineer Dave Peters.
Sponsor: City Engineer
- 5.8 Community Service Commission Appointment-** Accept Mayor Palomar's appointment of Sarah Chambless to the Community Service Commission to a term that is set to expire November 2026.
Sponsor: City Clerk's Office
- 5.9 Community Service Commission Appointment-** Accept Mayor Palomar's appointment of Janielle Warkentin to the Community Service Commission to a term that is set to expire November 2026.
Sponsor: City Clerk's Office
- 5.10 Approve the Requested Closure of Ellis Street for Kingsburg Community Church Event on April 14, 2023-** Staff Report prepared by Community Services Director Adam Castaneda.
Sponsor: Community Services Department
- 5.11 Approve the Requested Closure of Church Street for the Kingsburg Extravaganza Event on March 25, 2023-** Staff Report prepared by Community Services Director Adam Castaneda.
Sponsor: Community Services Department
- 5.12 Title VI and Non-Discrimination Policy-** Staff Report prepared Assistant City Manager/Administrative Services Director Christina Windover
Sponsor: Administrative Services

Regular Calendar

State and Federal Legislative Platform Discussion with Townsend Public Affairs, Inc. – Staff Report by City Manager Alexander Henderson
Sponsor: City Manager's Office

City Manager Alexander Henderson presented that as part of our contracted agreement with Townsend Public Affairs (TPA), Council has the opportunity to consider a State and Federal legislative platform for 2023. The City of Kingsburg's legislative platform for 2023 reflects the priorities of the Mayor and the City Council. The strategic platform will allow the City and Townsend Public Affairs to rapidly and effectively respond to and advocate for legislation, regulations, and funding opportunities that are consistent with the City's stated goals.

In 2023, the Administration and Legislature are expected to focus on the following priority topics: Climate Resiliency; Homelessness; Housing/Affordable Housing; Behavioral Health; Fiscal Sustainability/Economic Development.

The proposed platform includes the focus areas of the Administration and Legislature, in addition to areas on additional importance to the City. The City Council may choose to take a position on a piece of legislation, continue to monitor without a position, or determine if any further response is required.

TPA maintains a constantly updated matrix of legislation during the legislative session and can provide recommendations when bills are introduced, as well as rolling updates and suggestions as bills move through the legislative process. TPA will monitor bills in numerous policy areas and will closely track legislative activity in these policy areas.

During the January 18, 2023 meeting, the Council asked for water resiliency and recharge efforts to be added to the platform. Those changes have been incorporated and an updated document is available for your review.

The Council stated that they like the additions.

A motion was made by Council Member North, seconded by Council Member Smith, to adopt the 2023 State and Federal Legislative Platform. The motion carried by an unanimous voice vote.

Acceptance of Bethel Ave & Sierra St Roundabout - HSIPL 5170 (061)- Staff Report prepared by City Engineer Dave Peters

Sponsor: City Engineer

City Engineer Dave Peters presented the completed Bethel Ave & Sierra St Roundabout. Council Member Pursell, Jr. asked how many city dollars were spent on this? City Engineer Peters said it was 100% federally funded. Council Member Pursell, Jr. asked about accidents at the roundabout. Police Lt. Pendley said he was not sure of any accidents, but can confirm before the roundabout there were many accidents, including fatal accidents. Council Member North asked about semi-trucks navigating the roundabout and if anyone has drove over it. City Engineer Peters said no complaints by semi-trucks; the red concrete skirt around the roundabout is designed for trucks and no one has drove over the top. Council Member North said Don Berry Construction did a good job educating the public on the project.

Council Member Pursell, Jr. made a motion, seconded by Council Member North, to accept the Bethel & Sierra Roundabout project completed by Don Berry Construction and authorize the City Engineer to file the Notice of Completion. The motion carried by an unanimous voice vote.

Approval of 2023 Improvement Standards - Staff Report prepared by City Engineer Dave Peters

Sponsor: City Engineer

City Engineer Dave Peters presented the proposed 2023 Improvement Standards. Trash enclosures were discussed.

Council Member Silva motioned, seconded by Council Member Smith to adopt Resolution 2023-011 adopting the 2023 Improvement Standards. The motion carried by an unanimous voice vote.

Award of Police Facility Tenant Improvements- Staff Report prepared by City Engineer Dave Peters

Sponsor: City Engineer

City Engineer Dave Peters presented the Award of Police Facility Tenant Improvements. Council asked if the additional \$50,000 would cover everything. City Engineer Peters said he believes so. The

timeline was discussed, construction should be done by the 4th of July. Chief Dadian confirmed the lobby for the public will not be affected.

Council Member Pursell, Jr. motioned, seconded by Council Member North to award the Police Facility Tenant Improvements Project to BMY Construction Group, Inc. in the amount of \$341,950.00. The motion carried by an unanimous voice vote.

Council Member Pursell, Jr. motioned, seconded by Council Member Silva, to authorize the use of an additional \$50,000 in Measure E fund balance for the Police Department Remodel, only if necessary. The motion carried by an unanimous voice vote.

Crime Statistics Report for the Month of January 2023 and General Police Department Update- Crime Statistics Report prepared by Kingsburg Police Department Records Supervisor Corina Padilla.
Sponsor: Police Department

Police Chief Neil Dadian presented the crime stats and updates including a partnership MAGEC that resulted in an arrest regarding a kidnapping by a gang member. Our officer helped rescue the ex wife and daughter. LT. Pendley spoke about methamphetamine in this area and a large drug bust. Body worn camera grants were discussed along with a grant for officer wellness. \$10,000 was raised for slain Officer Carrasco's family by the police and fire departments.

Council Reports and Staff Communications

Community Services Commission- Have not met.

Public Safety Committee- Met yesterday to discuss funds. Spoke about education awareness for fentanyl.

Chamber of Commerce – Met on Tuesday, had a remodel and a successful annual dinner. Starting up workshops every other month. 3/3 street eats at the park. Discussion regarding the fireworks on 7/3.

Economic Development- Discussed incentives.

Finance Committee- Met about forgivable loans and the PD remodel.

Planning Commission- Have not met.

South Kings Groundwater Sustainability Agency Joint Powers Authority (SKGSA)- Met recently- lots of water will be coming down if there is a warm storm to fill recharging basins.

Downtown Business Improvement District- Met last Tuesday. Spoke about the photographer and the website. Spoke about the murals downtown. Discuss parking situations downtown.

Council of Governments- Recently met- introductory meeting with small committee appointments.

Council Member Reports- Council Member North reported on the quarterly meeting for 5 Cities- big part of the discussion was on the website. Renamed "Center Point District EDC" because it is now 8 cities. The purpose is to bring in economic development to smaller communities. Council Discussed the success of the high school wrestling, girls soccer and boys basketball.

City Manager's Report- San Joaquin Valley Air Grant Update- 5 vehicle grants for the Police Department and CivicRec for community services. Fiber optics plan has gone through, will start downtown. Tour of Second Chance, it was a good tour. They have a need for volunteers, food and vaccines.

Future Agenda Items: None.

Adjourn Regular Kingsburg City Council Meeting. At 7:03 P. M. Mayor Palomar adjourned the meeting.

Submitted by:

Abigail Palsgaard, City Clerk

Accounts Payable

Checks by Date - Summary by Check Date

User: marsha
Printed: 2/22/2023 1:26 PM



City of Kingsburg
1401 Draper Street
Kingsburg, CA 93631-1908
(559)897-5821

Check No	Vendor No	Vendor Name	Check Date	Check Amount
ACH	3231	ICMA RETIREMENT CORP - WIRE 457	02/10/2023	1,564.42
ACH	3470	Internal Revenue Service - ACH	02/10/2023	68,360.55
ACH	3471	Employment Development Department - A	02/10/2023	11,749.64
ACH	3472	CalPERS - ACH	02/10/2023	51,226.00
ACH	3475	Empower	02/10/2023	3,827.83
ACH	3476	CHILD SUPPORT STATE DISBURSEME	02/10/2023	240.46
ACH	3526	Public Employees Retirement System 457 I	02/10/2023	354.37
ACH	4707	ICMA-WIRE 401(A)	02/10/2023	250.00
83005	3660	KPFA	02/10/2023	680.00
83006	3525	Kingsburg Police KPOA	02/10/2023	1,160.00
83007	3716	FRANCHISE TAX BOARD STATE OF CA	02/10/2023	100.00
Total for 2/10/2023:				139,513.27
83008	4560	4LEAF, INC.	02/17/2023	5,182.41
83009	3006	AIRGAS NCN	02/17/2023	959.20
83010	4532	ALTA LANGUAGE SERVICES, INC	02/17/2023	55.00
83011	4545	AMAZON.COM SALES, INC.	02/17/2023	630.83
83012	3891	AMERICAN BUSINESS MACHINES	02/17/2023	15.00
83013	4831	ANTHEM BLUE CROSS LIFE + HEALTH	02/17/2023	518.75
83014	4628	JOSEFINO AREVALO	02/17/2023	17.00
83015	3858	ASSOCIATED COMPRESSOR EQUIP.	02/17/2023	1,245.35
83016	4307	AT & T MOBILITY	02/17/2023	4,229.24
83017	3029	AT&T CALNET 3	02/17/2023	717.53
83018	3300	AVENU INSIGHTS & ANALYTICS	02/17/2023	450.00
83019	3050	DAN BRADY	02/17/2023	200.00
83020	3054	BSK ASSOCIATES	02/17/2023	312.00
83021	3056	CAL STATE TERMITE AND PEST	02/17/2023	920.00
83022	4429	CANON FINANCIAL SERVICES, INC	02/17/2023	4,594.47
83023	3991	JOSH CAREY	02/17/2023	272.00
83024	4491	GABRIEL CASTELLANOS	02/17/2023	34.00
83025	3551	CENTRAL VALLEY TOXICOLOGY	02/17/2023	260.00
83026	3918	CINTAS	02/17/2023	1,499.80
83027	3085	CITY OF CLOVIS	02/17/2023	1,800.00
83028	3095	CITY OF KINGSBURG-POLICE DEPT.	02/17/2023	192.78
83029	3106	KEVIN CLARK	02/17/2023	74.24
83030	3626	CONSOLIDATED IRRIGATION DISTRICT	02/17/2023	23,100.00
83031	3120	COPWARE, INC.	02/17/2023	705.00
83032	4448	CORE & MAIN	02/17/2023	58.20
83033	3137	NEIL DADIAN	02/17/2023	1,095.22
83034	4229	EBA&M CORPORATION	02/17/2023	2,550.00
83035	4615	EMERALD TEXTILES SERVICES	02/17/2023	432.99
83036	3179	LEE FORLINES	02/17/2023	85.00
83037	3184	FRESNO CITY COLLEGE-Business Office	02/17/2023	299.00
83038	3972	FRESNO COMMUNITY HOSPITAL	02/17/2023	800.00
83039	3188	FRESNO COUNTY SHERIFF	02/17/2023	34,378.82
83040	3201	ALFREDO FUENTES	02/17/2023	17.00

Check No	Vendor No	Vendor Name	Check Date	Check Amount
83041	3721	DEREK GAGNON	02/17/2023	34.00
83042	3723	GEORGE GOMEZ	02/17/2023	17.00
83043	4492	MONIQUE GONZALES	02/17/2023	136.00
83044	3994	GUARDIAN	02/17/2023	7,915.93
83045	4472	MIGUEL GUZMAN	02/17/2023	34.00
83046	3219	HEALTHWISE SERVICES	02/17/2023	173.75
83047	3222	HENRY SCHEIN, INC.	02/17/2023	794.12
83048	4497	ROLINDA HERNANDEZ	02/17/2023	51.75
83049	3860	JAS PACIFIC	02/17/2023	4,147.50
83050	4830	JC LAND MANAGEMENT INC	02/17/2023	6,572.20
83051	4826	CHRISTIAN JIMENEZ	02/17/2023	30.00
83052	3242	JOE SAUBERT INC.	02/17/2023	648.97
83053	3249	KAISER FOUNDATION HEALTH PLAN	02/17/2023	467.64
83054	3686	KINGSBURG AUTO CARE	02/17/2023	798.17
83055	3254	KINGSBURG CHEVRON	02/17/2023	125.00
83056	4648	KINGSBURG EXPRESS LUBE INC.	02/17/2023	163.24
83057	3625	KINGSBURG MEDIA FOUNDATION	02/17/2023	1,149.96
83058	3510	KINGSBURG TOWING	02/17/2023	575.00
83059	3262	JAMES KIRK	02/17/2023	200.00
83060	4832	KOFF & ASSOCIATES INC	02/17/2023	437.50
83061	3266	BRENT KROEGER	02/17/2023	626.68
83062	4603	LEIST AND ASSOCIATES	02/17/2023	757.50
83063	3277	LINCOLN AQUATICS	02/17/2023	1,288.85
83064	3518	METRO UNIFORM	02/17/2023	2,104.51
83065	3293	MID VALLEY DISPOSAL	02/17/2023	160,138.14
83066	3844	NATHAN MOON	02/17/2023	17.00
83067	3297	MORGAN'S VILLAGE FLOORING	02/17/2023	76.24
83068	3466	NAPA AUTO PARTS	02/17/2023	531.98
83069	3302	NATIONAL ASSOCIATION OF	02/17/2023	60.00
83070	4800	KATHERINE L. NAVE KEMALYAN	02/17/2023	2,100.00
83071	3307	NELSON'S ACE HARDWARE-SELMA	02/17/2023	141.79
83072	4823	JOHN OLSON	02/17/2023	2,418.00
83073	3312	O'REILLY AUTO PARTS	02/17/2023	250.63
83074	4583	CIERA ORTIZ	02/17/2023	332.00
83075	3315	P G & E	02/17/2023	2,258.21
83076	4829	BRAYDAN PADAVICK	02/17/2023	34.00
83077	3317	PAPE'	02/17/2023	224.87
83078	4635	PAYCHEX	02/17/2023	425.00
83079	3319	KEVIN PENDLEY	02/17/2023	1,931.94
83080	3333	PRICE PAIGE & COMPANY	02/17/2023	9,027.00
83081	3334	PROFESSIONAL PRINT & MAIL, INC	02/17/2023	1,187.83
83082	4822	GUSTAVO QUIROZ	02/17/2023	1,798.00
83083	4490	ALEXIS RAMIREZ-SERRATO	02/17/2023	17.00
83084	4828	YVONNE RUIZ	02/17/2023	17.00
83085	3363	SAVE MART SUPERMARKETS	02/17/2023	218.48
83086	3537	SECOND CHANCE ANIMAL SHELTER	02/17/2023	2,250.00
83087	3369	SILVAS OIL COMPANY, INC.	02/17/2023	7,321.10
83088	4262	SILVERFOX ELECTRIC, INC.	02/17/2023	1,806.40
83089	3378	STAPLES ADVANTAGE	02/17/2023	2,376.75
83090	4003	STARBUCKS COFFEE COMPANY	02/17/2023	2,576.70
83091	3380	STATE OF CALIFORNIA-D O J	02/17/2023	353.00
83092	3381	STATE OF CALIFORNIA-D O T	02/17/2023	4,046.47
83093	3382	SHAUN STEPHENS	02/17/2023	1,857.94
83094	3397	THE GAS COMPANY	02/17/2023	17,260.50
83095	4806	TONY'S CUSTOM DESIGN	02/17/2023	1,984.53
83096	4634	TRAINING OFFICERS' SUMPOSIUM	02/17/2023	3,812.10
83097	4494	TURNOUT MAINTENANCE COMPANY	02/17/2023	81.38

Check No	Vendor No	Vendor Name	Check Date	Check Amount
83098	3992	CHARLES UNDERWOOD	02/17/2023	34.00
83099	4789	US BANCORP SERVICE CENTER	02/17/2023	14,436.39
83100	4774	VALLEY AIR CONDITIONING & REPAI	02/17/2023	276.76
83101	3759	VALLEY POWER SYSTEMS NORTH, IN	02/17/2023	1,537.27
83102	3414	ERIC VASQUEZ	02/17/2023	17.00
83103	3493	VILLAGE TIRE SALES INC	02/17/2023	169.15
83104	4082	JENNIFER VILLANUEVA	02/17/2023	17.00
83105	4463	WHITE CAP	02/17/2023	128.45
83106	3988	YANEZ CONSTRUCTION	02/17/2023	107,711.28
83107	4468	FER YANG	02/17/2023	1,194.00
Total for 2/17/2023:				471,403.38
Report Total (111 checks):				610,916.65



The Public Safety Sales Tax ("Measure E")
APPLICATION

For _____ COMMITTEE or COMMISSION

Name Pilo Chavez

Address _____

Phone 559- [redacted] _____
(cell) (home/work)

Years lived in Kingsburg 70+ Email _____

Community involvement Retire Fire Fighter

What knowledge and experience do you have in the following areas:

Planning and Zoning _____

Public Safety _____

Finance _____

Community Services and Recreation Fire Dept Police Dept

Chap

Explain your reasons for wanting to be on this committee

Very interested in SAFETY

Are you aware that committees meet once a month and you are required to attend these meetings? Yes No

List three references giving name and phone number:

[Signature]
Applicant's Signature

2-21-2003
Date



Meeting Date: 03/01/2023
Agenda Item: 5.4

CITY COUNCIL MEETING STAFF REPORT

REPORT TO: Mayor Palomar & City Council
REPORT FROM: Community Services Director Adam Castaneda **REVIEWED BY:** AP
AGENDA ITEM: Requested Closure of Marion Street for Uptown Sprouts Event 4/8/2023 & 5/5/2023
ACTION REQUESTED: Ordinance Resolution Motion Receive/File

EXECUTIVE SUMMARY

On October 5, 2022 City Council approved the updated Special Event Application along with an update to the street closure policy. The policy states that all closures of central commercial streets must be approved by Council unless there is a pre-approved agreement.

Under this policy, local businesses can request the closure of central commercial streets for community events. However, all requests for street closures in the central commercial zone district shall require City Council approval. An applicant, at its expense, will provide written notice of the request for the street closure to all businesses fronting on the portion of the street to be closed (collectively "Affected Business"). The written notice must identify the date and time of the street closure and the Community Event that will take place during the street closure. Before seeking City Council approval of the street closure, the applicant must receive written consent to the street closure from a majority of affected businesses. If the applicant receives written consent to the street closure from a majority of affected businesses, the applicant may seek City Council approval of the street closure. Applications must be received at least forty-five (45) days prior to the proposed event date for Council approval.

Uptown Sprouts is submitting a request for partial closure of Marion Street between Draper Street and Lewis Street for their "Easter" Vendor fair on April 8, 2023, from 10am to 4pm; and their "Cinco de Mayo" Vendor fair on May 5, 2023 from 3pm to 9pm. These events will be open to the public and will consist of pop-up retail and food vendors. Staff believes the proposed events meet most current policy guidelines and is eligible for street closure consideration by Council. The majority of affected businesses have consented and signed off on the event. The application has been distributed internally for departmental input and has received several conditions of approval.

Additional conditions of approval:

- Hiring staff to ensure that no parking takes place on the east side of Marion Street or fronting the fire station
- Alley access to always remain open and free of obstruction
- Fire lane to be maintained between vendors in case of an emergency
- No vehicle access within the street closure during event hours
- Additional trash receptacles and restrooms ordered based on attendance projections
- At least one (1) green organic trash cart on site for food vendors to discard of food waste
- Certificate of liability insurance listing the City of Kingsburg as additionally insured

RECOMMENDED ACTION BY CITY COUNCIL

1. *Staff has evaluated the applications for policy compliance and has no pending concerns regarding the application.*

POLICY ALTERNATIVE(S)

1. The council could choose to not approve the requested closures.

STRATEGIC INITIATIVE

1. Increase Retail Opportunities
2. Improve Community Communication

FINANCIAL INFORMATION

FISCAL IMPACT:

- | | |
|------------------------------|------------|
| 1. Is There A Fiscal Impact? | <u>No</u> |
| 2. Is it Currently Budgeted? | <u>N/A</u> |
| 3. If Budgeted, Which Line? | <u>N/A</u> |

PRIOR ACTION/REVIEW

None.

ATTACHED INFORMATION

1. Completed Special Event Applications

City of Kingsburg SPECIAL EVENT & FACILITY USE APPLICATION

(Certain requests require City Council approval and require 30 days notice - see Special Event Process).

FEE DUE UPON SUBMITTAL			
Date Received: _____	Received By: _____	Fee: _____	Insurance: _____

DATE OF EVENT: 4/8/23 - 5/5/2023 TIME: 10 AM/PM TO 4 AM/PM

Name of Event: Pam Stepanian Easter e-mail Address: Hyefire@yahoo.com

Number of People Attending: _____ Alcohol served/sold? YES NO sold, an ABC permit is REQUIRED)

Description of Event (in detail): Easter (Cinco de Mayo)
10am - 4pm 3/4 - 2/4
Vendor event Fundraisers on Marion Street

Applicants Name/Event Representative: Pam Stepanian

Applicant's Address: 1467 Marion St City: Kingsburg

Day Phone: 554-696-9617 Alternative Phone: _____

- Event Location:
- | | | | |
|-----------------------------------------------------------------------------------------------------------------------------------------------------------------------------------|------------------------------------------------------------------------------------------------------------------------------------|---------------------------------------------------------------------------------------------------------------------------------|-------------------------------------------------------------------------------------------------------------------------------------------------|
| <input type="checkbox"/> Memorial Park
<input type="checkbox"/> Covered Area(M1)
<input type="checkbox"/> Corner Area(M2)
<input type="checkbox"/> Band Stage(M3) | <input type="checkbox"/> Downtown Park
<input type="checkbox"/> Pavilion(D1)
<input type="checkbox"/> Corner Area(D2) | <input type="checkbox"/> Crandell Pool
<input type="checkbox"/> Entire Complex
<input type="checkbox"/> Grass Area | <input type="checkbox"/> Downtown/City
<input type="checkbox"/> Draper Street
<input checked="" type="checkbox"/> <u>Marion St</u> |
|-----------------------------------------------------------------------------------------------------------------------------------------------------------------------------------|------------------------------------------------------------------------------------------------------------------------------------|---------------------------------------------------------------------------------------------------------------------------------|-------------------------------------------------------------------------------------------------------------------------------------------------|

Equipment Request and/or Special Needs:

Will You Need:	Yes/No	Details / Location
Banners Hung	_____	_____ <u>on map</u>
Electricity	_____	_____
Street Barricades	<u>X</u>	(How many?) _____
Street Closure	<u>X</u>	(Please provide a detailed map on the following page)
Traffic Control	_____	_____
Other	_____	_____

Additional Requests and/or Comments: _____

Will Your Event Include (Please Select):

- | | | | |
|------------------------------------------|--------------------------------------|---------------------------------------|---------------------------------------|
| <input type="checkbox"/> Amplified Music | <input type="checkbox"/> Barbecue | <input type="checkbox"/> Bicycle Race | <input type="checkbox"/> Parade |
| <input type="checkbox"/> Car Show | <input type="checkbox"/> Dunk Tank | <input type="checkbox"/> Stages | <input type="checkbox"/> Live Animals |
| <input type="checkbox"/> Foot Race | <input type="checkbox"/> Inflatables | <input type="checkbox"/> Other: _____ | |

Will Your Event Include Vendors (Please Select):

- 1-10 Vendors: \$75.00 fee
 11-20 Vendors: \$125.00 fee
 21+ Vendors: \$175.00 fee

(Proof of vendor list will need to be submitted, current vendors will business licenses can be excluded)

WS

Special Event Map Requirements

For Special Events, applicants must provide a separate detailed map, to include:

- 1) The proposed area to be used for the event.
- 2) Entry and exit locations including barricade placement for street closure.
- 3) Set-up of any structures, i.e. bleachers, fences, displays, etc., that your event might have.

Property Owner (If different from applicant): Pam Stepania

Property Owner's Address: 1467 Marion St
City: Kingsburg State: CA Zip: 93631 Phone: 559-696-9617

Person Managing the Event: Pam Stepania
(Contact person must be present onsite during the entire event.)

Mobile Phone: 559-696-9617 Alternative Phone: _____

B Initials Any amplified music must be kept within community standards. Alcohol (if permitted) may not be sold or furnished to minors or obviously intoxicated persons. The permit holder agrees to cooperate with the Kingsburg Police Department to mitigate any issues surrounding the event. The Kingsburg Police Department Watch Commander may revoke this permit for cause at any time.

B Initials Security may be required for any public and private events and is required at any event where alcohol is served or sold. Whether security is required and the number of security officers will be determined by the Kingsburg Police Department. Proof of security contract and ABC One Day Permit will be required for the final approval of this application.

B Initials The undersigned agrees to indemnify, defend (with legal counsel acceptable to the City of Kingsburg) and hold harmless the City of Kingsburg and its officials, agents, employees, and officers against any and all liability, losses, claims, damages, fees of attorneys, and other expenses which the City or its officials, agents, employees or officers may sustain or incur in consequences of or arising out of any activity conducted at the event or the actions or persons at the event including, but not limited to, sums paid or incurred in connection with claims, suits, or judgment or paid or incurred in attempting to procure release from liability for any person injured at the event.

APPLICANT/REPRESENTATIVE:

I hereby certify that all of the information provided is correct. I agree to comply with and abide by all of the provisions of this Special Events Application.

Pam Stepania
Signature

2/6/23
Date

PROPERTY OWNER/AUTHORIZED AGENT:

I have read this completed Special Events Application and consent to all of the above information and agree to comply with and abide by all of the provisions of this Special Events Application.

Pam Stepania
Signature

2/6/23
Date

DRAPER

(Close)

MAR

FIRE DEPT

PARK

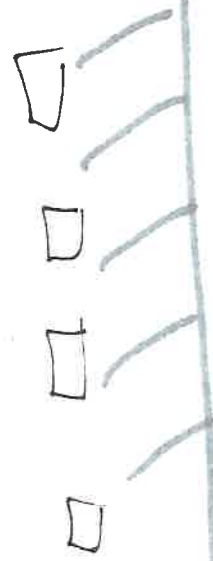
LEWIS

MARLOW ST

UPROUS

POST OFFICE

April 8 - Saturdays (Easter)
May 5 - Fridays (Inicio de Mayo)



Uptown Sprouts
1467 Marion St
Kingsburg, CA
559-419-9629

Hi Neighbor,

Uptown Sprouts is hosting an event on Saturday, April 8 (10-4pm) and Friday, May 5 (4-9pm)

On behalf of the City of Kingsburg, Uptown Sprouts needs your signature of approval to host. As before, we will be utilizing the parking spaces in front of your business. The fire department will have all access to accommodate all emergencies and calls.

Please help us get these exciting event going by providing the needed information below.

Thank you,

Uptown Sprouts

Signature

Date

From Fire Dept



ALL
THESE REQUESTS
NEED TO BE
APPROVED THROUGH
THE PERMITTING
PROCESS @ CITY HALL
PRIOR TO KFD APPROVAL (P)

Uptown Sprouts
1467 Marion St
Kingsburg, CA
559-419-9629

Hi Neighbor,

Uptown Sprouts is hosting an event on Saturday, April 8 (10-4pm) and Friday, May 5 (4-9pm)

On behalf of the City of Kingsburg, Uptown Sprouts needs your signature of approval to host. As before, we will be utilizing the parking spaces in front of your business. The fire department will have all access to accommodate all emergencies and calls.

Please help us get these exciting event going by providing the needed information below.

Thank you,

Uptown Sprouts



Signature

Tinnets

1-30-23
Date

Uptown Sprouts
1467 Marion St
Kingsburg, CA
559-419-9629

Hi Neighbor,

Uptown Sprouts is hosting an event on Saturday, April 8 (10-4pm) and Friday, May 5 (4-9pm)

On behalf of the City of Kingsburg, Uptown Sprouts needs your signature of approval to host. As before, we will be utilizing the parking spaces in front of your business. The fire department will have all access to accommodate all emergencies and calls.

Please help us get these exciting event going by providing the needed information below.

Thank you,

Uptown Sprouts



Signature

Chiropractor



Date

Uptown Sprouts
1467 Marion St
Kingsburg, CA
559-419-9629

Hi Neighbor,

Uptown Sprouts is hosting an event on Saturday, April 8 (10-4pm) and Friday, May 5 (4-9pm)

On behalf of the City of Kingsburg, Uptown Sprouts needs your signature of approval to host. As before, we will be utilizing the parking spaces in front of your business. The fire department will have all access to accommodate all emergencies and calls.

Please help us get these exciting event going by providing the needed information below.

Thank you,

Uptown Sprouts


Signature

Guardian Harvest, Inc.


Date

Uptown Sprouts
1467 Marion St
Kingsburg, CA
559-419-9629

Hi Neighbor,


Uptown Sprouts is hosting an event on Saturday, April 8 (10-4pm) and Friday, May 5 (4-9pm)

On behalf of the City of Kingsburg, Uptown Sprouts needs your signature of approval to host. As before, we will be utilizing the parking spaces in front of your business. The fire department will have all access to accommodate all emergencies and calls.

Please help us get these exciting event going by providing the needed information below.

Thank you,

Uptown Sprouts



Signature

Health

1/30/23

Date

Jose

Uptown Sprouts
1467 Marion St
Kingsburg, CA
559-419-9629

Hi Neighbor,

Uptown Sprouts is hosting an event on Saturday, April 8 (10-4pm) and Friday, May 5 (4-9pm)

On behalf of the City of Kingsburg, Uptown Sprouts needs your signature of approval to host. As before, we will be utilizing the parking spaces in front of your business. The fire department will have all access to accommodate all emergencies and calls.

Please help us get these exciting event going by providing the needed information below.

Thank you,

Uptown Sprouts



JOS

Signature

1/30/23
Date

Uptown Sprouts
1467 Marion St
Kingsburg, CA
559-419-9629

Hi Neighbor,

Uptown Sprouts is hosting an event on Saturday, April 8 (10-4pm) and Friday, May 5 (4-9pm)

On behalf of the City of Kingsburg, Uptown Sprouts needs your signature of approval to host. As before, we will be utilizing the parking spaces in front of your business. The fire department will have all access to accommodate all emergencies and calls.

Please help us get these exciting event going by providing the needed information below.

Thank you,

Uptown Sprouts



Signature

TAX

1130/23
Date

Uptown Sprouts
1467 Marion St
Kingsburg, CA
559-419-9629

Hi Neighbor,

Uptown Sprouts is hosting an event on Saturday, April 8 (10-4pm) and Friday, May 5 (4-9pm)

On behalf of the City of Kingsburg, Uptown Sprouts needs your signature of approval to host. As before, we will be utilizing the parking spaces in front of your business. The fire department will have all access to accommodate all emergencies and calls.

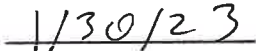
Please help us get these exciting event going by providing the needed information below.

Thank you,

Uptown Sprouts



Signature



Date

Special Event Permit Tiers

Street Closures

1. Local Non-Profit:

Draper Street Closure Request

Draper Street closure requests will only be considered for Non-Profit organizations whose principal place of business is in Kingsburg, California ("Local Non-Profit"). All Draper Street closures will require City Council approval unless pre-approved under a preexisting agreement. These requests must be for community-focused events open to the public which enhance the quality of life for the residents of the Kingsburg and offer the citizens of Kingsburg something to participate in and enjoy (collectively "Community Events"). City Council approval of the street closure must be received at least thirty (30) days prior to the date of the street closure.

Central Commercial Street Closure Request

All street closures in the central commercial zone district will require City Council approval unless pre-approved through a preexisting agreement. These requests must be Community Events open to the public. City Council approval of the street closure must be received at least thirty (30) days prior to the date of the street closure.

2. Local Businesses/Organizations:

Draper Street Closure Request

Draper Street will not be closed for any event unless the event is in conjunction with a Local Non-Profit. All Draper Street closures will require City Council approval unless pre-approved through a preexisting agreement. These requests must be Community Events open to the public. City Council approval of the street closure must be received at least thirty (30) days prior to the date of the street closure.

Central Commercial Street Closure Request

All requests for street closures in the central commercial zone district, excluding Draper street closures, shall require City Council approval. The applicant, at its expense, will provide written notice of the request for the street closure to all businesses fronting on the portion of the street to be closed (collectively "Affected Business"). The written notice must identify the date and time of the street closure and the Community Event that will take place during the street closure. Before seeking City Council approval of the street closure, the applicant must receive written consent to the street closure from a majority of Affected Businesses. If the applicant receives written consent to the street closure from a majority of Affected Businesses, the applicant may seek City Council approval of the street closure. City Council approval of the street closure must be received at least thirty (30) days prior to the date of the street closure. These requests must be for Community Events open to the public.

3. Individual Residents:

Street closures in the central commercial zone district will not be granted to individual residents or for-profit events (unless described above).

Special Event Permit Tiers

Public Sidewalk, Alley, and Walkway Use

1. Local Non-Profit/Chamber of Commerce:

Draper Right of Way Use Request

Requests for use of the Public right of way (sidewalk, alley, parks, etc.) (collectively "Right-of-Way") along Draper Street will be considered for Local Non-Profits and will be subject to administrative review and approval unless pre-approved through a preexisting agreement. These requests must be for Community Events open to the public. Administrative approval of the closure and use must be received at least fourteen (14) days prior to the date of the Right-of-Way use.

Central Commercial Right of Way Use Request

Requests for Right-of-Way use in the central commercial zone, excluding Draper street, will be considered for Local Non-Profits and will be subject to administrative review and approval unless pre-approved through a preexisting agreement. These requests must be for Community Events open to the public. Administrative approval of the closure and use must be received at least fourteen (14) days prior to the date of the Right-of-Way use.

2. Local Businesses/Organizations:

All Central Commercial Right-of Way Use Request

Requests for Right-of-Way use in the central commercial zone district, excluding Draper street, by local business and organizations, other than Local Non-Profits, will be subject to administrative review and approval. Administrative approval of the use of the Right-of-Way must be received at least fourteen (14) days prior to the date of the Right-of-Way use. If the Right-of-Way use will occur for the same purpose multiple times during a one (1) year period of time, the applicant may seek administrative approval to allow for the Right-of-Way use for the same purpose for a specified number of times during a one (1) year period of time. Draper Street Right-of-Way will not be allowed to be used unless in conjunction with a Local Non-Profit event. Except that, alleys that run adjacent to Draper St. may be used, so long as the request is made by an adjacent property owner/tenant, and the alley is not blocked off or closed to public use. If the use includes use of the alley by third-party vendors, the vendor use is limited to food vending vehicles. All food vending vehicles must operate in accordance with the provisions of Chapter 5.38 of Title 5 of the Kingsburg Municipal Code. The applicant must include in its application for the special event permit a copy of the food vendor's resale number issued by the California Tax and Fee Administration. The applicant, at its expense, will provide written notice of the request for the alley use to all businesses adjacent to the alley to be used (collectively "Alley Business"). The written notice must identify the date and time of the alley use and the type of event that will take place during the alley use. The event must be open to the public. Before seeking administrative approval for the alley use, the applicant must provide proof of written notice of the use to all the Alley Businesses. Administrative approval of the alley use must be received at least fourteen (14) days prior to the date of the alley use. If the alley use will occur for the same purpose multiple times during a one (1) year period of time, the applicant may seek administrative approval to allow for the alley use for the same purpose for a specified number of times during a one (1) year period of time.

3. Individual Residents:

Public right of way use in the central commercial zone district will not be granted to individual residents or for-profit events (unless described above).

Special Event Permit Tiers

All Other Areas

All other requests of use for City parks, public right-of-way and other public areas for private parties, block parties and similar events in any City zone district other than the central commercial zone district will be subject to the City's current Special Event requirements and procedures. Use of public right-of-way or other public areas for any retail, commercial or business purpose, including, without limitation, the sale of goods or providing of services is prohibited in all City zone districts unless expressly allowed under the City's Municipal Code, including Section Chapter 5.40 of Title 5 of the City's Municipal Code allowing for certain sidewalk vending.

City of Kingsburg

Operator Name: rresendez@cityofkingsburg-ca.gov

Receipt #: 00294851

Receipt Date: 02/06/2023

Batch #: 10600

Receipt Time: 11:53 AM

Description:

P-SP
Special E
vent-Pam
Stepanian
1467 Mar
ion 4/8/2
3 25.00

001-0000-433-0302
Special E
vent-Pam
Stepanian
1467 Mar
ion 4/8/2
3 25.00

Method of Payment:

Cash: \$25.00

Check: \$0.00

Check #

Other: \$0.00

Total: \$25.00

Change: \$0.00

Thank You

City of Kingsburg

Operator Name: rresendez@cityofkingsburg-c
a.gov

Receipt #: 00295438

Receipt Date: 02/09/2023

Batch #: 10900

Receipt Time: 04:31 PM

Description:

P-SP
Special E
vent- Upt
own Sprou
ts 1467 M
arion St
for 5/5/2
3 200.00

001-0000-433-0302
Special E
vent- Upt
own Sprou
ts 1467 M
arion St
for 5/5/2
3 200.00

Method of Payment:

Cash: \$0.00
Check: \$200.00
Check # 1624
Other: \$0.00

Total: \$200.00

Change:\$0.00

Thank You



Meeting Date: 03/01/2023
Agenda Item: 6.1

CITY COUNCIL MEETING STAFF REPORT

REPORT TO: Mayor Palomar & City Council
REPORT FROM: Community Services Director Adam Castaneda **REVIEWED BY:** AP
AGENDA ITEM: Kingsburg Tri-County Health Care District 2023 Grant Cycle
ACTION REQUESTED: Ordinance Resolution Motion Receive/File

EXECUTIVE SUMMARY

The Kingsburg Tri-County Health Care District (KTCHD) provides grants to various public and private organizations that provide health related services to the Kingsburg community and surrounding area. Grants are awarded for any purpose allowed by state law, including to aid in the operation of free clinics, health education programs, wellness and prevention programs, rehabilitation, and any other health care which is necessary for the maintenance of good physical and mental health in the Kingsburg community and surrounding area. Each year in January the Board approves a list of needed health services and programs which grant applicants can focus upon in applying for grant funding. May 1 is the deadline to submit grant applications and June 1 is when grant awards will be announced unless the Board acts to set a different schedule or to extend the time within which to act on applications.

The City of Kingsburg has partnered with the district on multiple projects over the last several years for the purchase of public safety equipment and public recreation improvements.

Kingsburg Community Services	2022	Senior Center Kitchen Renovation	\$220,728.00
Kingsburg Fire Department	2022	Paramedic Ambulance Personnel	\$366,654.00
Kingsburg Fire Department	2022	Paramedic Ambulance Wage Adjustment	\$7,333.00
Kingsburg Fire Department	2022	Lucas/CPR Devices & Annual Contract	\$80,106.00
Kingsburg Fire Department	2021	Paramedic Ambulance Personnel	\$377,400.00
Kingsburg Fire Department	2020	New Ambulance	\$359,000.00
Kingsburg Fire Department	2020	Public Access AED/CPR Program	\$103,550.00
Kingsburg Fire Department	2020	Ambulance Equipment Program	\$202,051.00
Kingsburg Community Services	2019	Crandell Swim Complex Project	\$434,937.00
Kingsburg Community Services	2019	Athwal Park Improvements Phase I	\$600,000.00
Kingsburg Fire Department	2018	Autoload Cots and ECG Monitors	\$126,505.00
Kingsburg Police Department	2018	Patrol Vehicle and Officer First Aid Kits	\$6,007.70
Kingsburg Fire Department	2017	New Ambulance	\$250,000.00

Staff has developed a list of several potential projects to submit for the 2023 grant application cycle and is seeking Council approval to request grant funds from the Kingsburg Tri-County Health Care District (KTCHD) during this upcoming cycle. Staff will be working closely with our grant firm, Townsend Public Affairs, to have them assist in writing the grant. Given this is a local grant, and is the first time TPA has been involved, we anticipate some additional staff interaction to ensure that TPA staff are aware of the nuances of this grant program.

Kingsburg Community Services Department

Project Name: Public Health & Playground Safety Updates

Total Grant Request: \$72,623.00

Project Description:

The Kingsburg Community Services Department and the Community Services Commission are seeking permission from the City Council to submit an application to the KTCHD for the installation of poured-in-place rubber surfacing at Memorial and Downtown Parks. This project was selected as a top priority for the commission after receiving several resident complaints about the existing wooden bark material around the park playgrounds. The new poured-in-place rubber surfacing is considered the new industry standard and provides a safer environment for children at play. The new poured-in-place material is also easier to maintain and has a life expectancy of 10-15 years.

Kingsburg Police Department

Project Name: Public Service Vehicle & Officer First Aid Kits

Total Grant Request: \$19,740.00

Project Description:

The Kingsburg Police Department is seeking permission from the City Council to submit an application to the KTCHD for new individual first aid kits (IFAK) of officers and vehicle first aid kits for all city vehicles. The IFAK's will be replacing older units that the KTCHD helped fund in 2018 and will be issued to each police officer serving as tactical field care for themselves in the event of an emergency. The requested vehicle first aid kits will be for all public service vehicles and be used to help render aid to the public and city staff in the event of an emergency.

The grant as proposed will include the following:

- 30 OCK (OSHA compliant kit) First Aid Kit - (\$375.99 per unit)
- 30 BearFAK 3.0 Individual First Aid Kit (IFAK) - (\$281.99 per unit)

Kingsburg Fire Department

Project Name: Utility Terrain Vehicle & Associated Training and Equipment

Total Grant Request: \$200,000.00

Project Description:

The Kingsburg Fire Department, in its continued efforts to best reach and provide cutting edge life- saving resources to all persons who, live, work, visit, recreate or pass-thru our Tri-County community via our many roads, water ways and railways, is requesting funding for an all -purpose medical Utility Terrain Vehicle. This vehicle as well as the support equipment and emergency response gear required to be carried on the vehicle for optimal utilization will have a tremendous impact upon the ability of the Kingsburg Fire department to access hard-to-reach areas along Hwy. 99 Kings River estuary, Union Pacific Railroad rights-of-way, Large public gatherings in our Downtown area, parks as well as sporting events throughout the community where a full size ambulance cannot make access and delays crucial care to the sick and injured.

Kingsburg Fire Department

Project Name: 50% of 6 Full Time EMS Support

Total Grant Request: \$384,987.00

Project Description:

It is proposed that the City of Kingsburg partner with the Kingsburg Tri-County Health Care District to meet the needs of the greater community to deliver healthcare to the Tri-county ambulance area by increasing the full-time staffing of the Kingsburg Fire Department (KFD) Paramedics.

The Kingsburg ambulance response zone areas are nearly an exact match of the KTCHD boundaries. Staff proposes the city share the costs 50/50 with the KTCHD. The grant request represents a not to exceed number. It assumes

wages and benefits at the highest amount possible. We anticipate expenditures for both parties to be less but wanted to provide a conservative estimate.

Kingsburg Fire Department

Project Name: Paramedic EKG/ Heart Monitor Upgrade

Total Grant Request: \$180,000.00

Project Description:

The Kingsburg Fire Department is seeking permission from the City Council to submit an application to the KTCHD for upgrade and replacement of aging portable EKG and Heart monitors utilized by Paramedics on ALL advanced Life Support calls. The current monitors weigh 27 pounds each (as compared to the new monitor at 11 pounds each). The older monitors are no longer compatible with the software required for reporting medical compliance with California State EMS.

RECOMMENDED ACTION BY CITY COUNCIL

1. *Staff is seeking approval from the council on submitting applications for the five proposed projects.*

POLICY ALTERNATIVE(S)

1. The council could modify direction with regards to submitting for the grants.

STRATEGIC INITIATIVE

1. Provide Recreation Opportunities for All Ages.
2. Improve Public Safety

FINANCIAL INFORMATION

FISCAL IMPACT:

- | | |
|------------------------------|------------|
| 1. Is There A Fiscal Impact? | <u>Yes</u> |
| 2. Is it Currently Budgeted? | <u>No</u> |
| 3. If Budgeted, Which Line? | N/A |

PRIOR ACTION/REVIEW

On January 18, 2023, a presentation was given to the City Council as an introduction to the KTCHD grant cycle and staff's desire to submit grant requests for 2023.

ATTACHED INFORMATION

None



Meeting Date: 03/01/2023
Agenda Item: 6.2

CITY COUNCIL MEETING STAFF REPORT

REPORT TO: Mayor Palomar & City Council
REPORT FROM: David Peters, City Engineer **REVIEWED BY:** AH
AGENDA ITEM: Award 2023 Downtown Parking Lots Project
ACTION REQUESTED: Ordinance Resolution Motion Receive/File

EXECUTIVE SUMMARY

The City advertised the 2023 Downtown Parking Lots Project and requested bids on February 3, 2023. On February 23, 2023, the City received six responses from contractors for the project with bids ranging from \$393,412.00 to \$533,178.04. The lowest bid was submitted by R.J. Berry Jr, Inc. of Selma, California in the amount of \$393,412.00. R.J. Berry Jr, Inc. possesses an active Class A, General Engineering, Contractor’s license in the State of California and the license is in good standing.

The project includes reconfiguration and reconstruction of the parking lot areas as well as construction of new trash enclosure facilities. The parking lot improvements will increase the number of stalls in the parking lot adjacent to Smith Street north of City Hall by eight stalls and will increase the number of Senior Center parking lot stalls by four stalls. This will increase the public parking in the two City lots by a total of 12 stalls.

The project design has included discussions amongst staff as well as property owners adjacent to the lots. Of note, the project is seeking to consolidate garbage, recycling and green waste/organics collection to reduce the total number of 96 gallon containers by building new enclosures. With the additional economic activity occurring in the downtown, this has become more of an emphasis or area of concern.

RECOMMENDED ACTION BY CITY COUNCIL

1. *Staff recommends the award of the 2023 Downtown Parking Lots Project to R.J. Berry Jr, Inc. in the amount of \$393,412.00.*

POLICY ALTERNATIVE(S)

1. Council could choose to reject all bids.

REASON FOR RECOMMENDATION/KEY METRIC

1. R.J. Berry Jr, Inc. was the lowest responsible bidder.

FINANCIAL INFORMATION

FISCAL IMPACT:

1. Is There A Fiscal Impact?	<u>Yes</u>
2. Is it Currently Budgeted?	<u>Yes</u>
3. If Budgeted, Which Line?	<u>105 – Measure C Flex Funding</u>

PRIOR ACTION/REVIEW

None

BACKGROUND INFORMATION

The City advertised the 2023 Downtown Parking Lots Project and requested bids on February 3, 2023. The work to be done consists, in general, includes surface preparation, full pavement reconstruction, AC grinding and overlay, pavement striping and markers/markings, Landscaping and irrigation installation, and utility adjustment. Work at the Smith St. lot includes reconfiguration of the entrance/exit to accommodate additional parking spaces.

On February 23, 2023, the City received six responses from contractors for the project with bids ranging from \$393,412.00 to \$835,143.00. The lowest bid was submitted by R.J. Berry Jr, Inc. of Selma, California in the amount of \$393,412.00. R.J. Berry Jr, Inc. possesses an active Class A, General Engineering, Contractor's license in the State of California and the license is in good standing.

The parking lot improvements will increase the number of stalls in the parking lot adjacent to Smith Street north of City Hall by eight stalls and will increase the number of Senior Center parking lot stalls by four stalls. This will increase the public parking in the two City lots by a total of 12 stalls.

Additionally, the project incorporates the construction of four new trash enclosures to consolidate trash collection in the areas surround the lots. Two new 2-bin trash enclosures and a 4-bin enclosure will be constructed in the Smith Street parking lot which will allow for multiple trash, recycling, and organic waste bins that will replace the existing bins and totes in that area. A new 2-bin trash enclosure is included in the Marion Street parking lot north of the library to replace a smaller, damaged enclosure and will provide for consolidation of totes in the area surrounding the parking lot.

The facilities will be constructed in manner not to conflict with the Kingsburg Car Show or Swedish Festival events.

ATTACHED INFORMATION

1. Bid Summary
2. Parking Lot Renderings

CITY OF KINGSBURG - 2023 Downtown Parking Lots Project

BID SUMMARY - 02/23/2023

		1	2	3	4	5	6
Total Bid Schedules							
		R.J Berry Jr. Inc.	Don Berry Construction	Terra West Construction	Bush Construction	Todd Company	Seal Rite Paving
1	Bid Schedule 1 Library Parking Lot	\$101,835.00	\$91,932.50	\$111,895.00	\$126,173.75	\$136,414.00	\$152,336.00
2	Bid Schedule 2 Senior Center Parking Lot	\$82,041.60	\$82,041.60	\$92,334.00	\$109,183.00	\$105,438.00	\$151,399.04
3	Bid Schedule 3 City Hall Parking Lot	\$209,661.00	\$222,007.00	\$240,766.00	\$252,122.10	\$265,648.00	\$229,443.00
TOTAL BASE BID		\$393,537.60	\$395,981.10	\$444,995.00	\$487,478.85	\$507,500.00	\$533,178.04

CITY OF KINGSBURG - 2023 Downtown Parking Lots Project

BID SUMMARY - 02/23/2023

Engineer's Estimate						#1 R.J Berry Jr. Inc.		#2 Don Berry Construction, Inc.		#3 Terra West Construction	
Bid Schedule 1 Library Parking Lot											
Item No.	Quantity	Unit	Item Description	Unit Price	Total Amount	Unit Price	Total Amount	Unit Price	Total Amount	Unit Price	Total Amount
1	1	LS	Mobilization, Demobilization, Bonds and Insurance	\$5,000.00	\$5,000.00	\$5,000.00	\$5,000.00	\$5,000.00	\$5,000.00	\$5,000.00	\$5,000.00
2	1	LS	Traffic Control System	\$5,000.00	\$5,000.00	\$1,000.00	\$1,000.00	\$700.00	\$700.00	\$500.00	\$500.00
3	1	LS	Dust Control	\$3,000.00	\$3,000.00	\$500.00	\$500.00	\$500.00	\$500.00	\$200.00	\$200.00
4	1	LS	Clearing and Grubbing	\$5,000.00	\$5,000.00	\$7,500.00	\$7,500.00	\$3,000.00	\$3,000.00	\$8,000.00	\$8,000.00
5	202	TON	Hot Mix Asphalt (Type A) (F)	\$90.00	\$18,180.00	\$150.00	\$30,300.00	\$120.00	\$24,240.00	\$150.00	\$30,300.00
6	1,405	SY	Grind & Remove Existing Asphalt Concrete (F)	\$2.00	\$2,810.00	\$7.00	\$9,835.00	\$6.50	\$9,132.50	\$7.00	\$9,835.00
7	1	EA	2 Bin Trash Enclosure	\$15,000.00	\$15,000.00	\$18,500.00	\$18,500.00	\$19,000.00	\$19,000.00	\$26,000.00	\$26,000.00
8	40	LF	Concrete Curb	\$18.00	\$720.00	\$30.00	\$1,200.00	\$49.00	\$1,960.00	\$34.00	\$1,360.00
9	1	LS	Street Light Facilities	\$3,000.00	\$3,000.00	\$8,000.00	\$8,000.00	\$8,500.00	\$8,500.00	\$8,100.00	\$8,100.00
10	2	EA	Adjust Water valve Frame and Cover to Grade	\$1,000.00	\$2,000.00	\$750.00	\$1,500.00	\$800.00	\$1,600.00	\$1,000.00	\$2,000.00
11	1	LS	Signs, Pavement Striping, Markers & Markings	\$7,500.00	\$7,500.00	\$2,000.00	\$2,000.00	\$1,800.00	\$1,800.00	\$1,600.00	\$1,600.00
12	1	LS	Miscellaneous Facilities	\$2,500.00	\$2,500.00	\$1,500.00	\$1,500.00	\$1,500.00	\$1,500.00	\$4,000.00	\$4,000.00
13	1	LS	Supplemental Work	\$15,000.00	\$15,000.00	\$15,000.00	\$15,000.00	\$15,000.00	\$15,000.00	\$15,000.00	\$15,000.00
TOTAL BASE BID					\$84,710.00	\$101,835.00	\$91,932.50	\$111,895.00			

CITY OF KINGSBURG - 2023 Downtown Parking Lots Project

BID SUMMARY - 02/23/2023

#4

#5

#6

Bush Engineering	JT2 Inc. dba Todd Comapanie	Witbro Inc. dba Seal Rite Paving & Grading
-------------------------	------------------------------------	-----------------------------------------------------------

Bid Schedule 1 Library Parking Lot									
Item No.	Quantity	Unit	Item Description	Unit Price	Total Amount	Unit Price	Total Amount	Unit Price	Total Amount
1	1	LS	Mobilization, Demobilization, Bonds and Insurance	\$5,000.00	\$5,000.00	\$5,000.00	\$5,000.00	\$5,000.00	\$5,000.00
2	1	LS	Traffic Control System	\$4,400.00	\$4,400.00	\$500.00	\$500.00	\$6,825.00	\$6,825.00
3	1	LS	Dust Control	\$1,800.00	\$1,800.00	\$300.00	\$300.00	\$4,508.00	\$4,508.00
4	1	LS	Clearing and Grubbing	\$6,100.00	\$6,100.00	\$3,700.00	\$3,700.00	\$5,040.00	\$5,040.00
5	202	TON	Hot Mix Asphalt (Type A) (F)	\$130.00	\$26,260.00	\$184.00	\$37,168.00	\$215.58	\$43,547.16
6	1,405	SY	Grind & Remove Existing Asphalt Concrete (F)	\$8.75	\$12,293.75	\$6.00	\$8,430.00	\$27.09	\$38,061.45
7	1	EA	2 Bin Trash Enclosure	\$24,300.00	\$24,300.00	\$22,000.00	\$22,000.00	\$16,324.00	\$16,324.00
8	40	LF	Concrete Curb	\$83.00	\$3,320.00	\$35.00	\$1,400.00	\$53.65	\$2,146.00
9	1	LS	Street Light Facilities	\$8,580.00	\$8,580.00	\$33,000.00	\$33,000.00	\$9,067.00	\$9,067.00
10	2	EA	Adjust Water valve Frame and Cover to Grade	\$960.00	\$1,920.00	\$825.00	\$1,650.00	\$1,239.84	\$2,479.68
11	1	LS	Signs, Pavement Striping, Markers & Markings	\$1,700.00	\$1,700.00	\$2,266.00	\$2,266.00	\$2,307.20	\$2,307.20
12	1	LS	Miscellaneous Facilities	\$15,500.00	\$15,500.00	\$6,000.00	\$6,000.00	\$2,030.51	\$2,030.51
13	1	LS	Supplemental Work	\$15,000.00	\$15,000.00	\$15,000.00	\$15,000.00	\$15,000.00	\$15,000.00
TOTAL BASE BID					\$126,173.75	\$136,414.00		\$152,336.00	

CITY OF KINGSBURG - 2023 Downtown Parking Lots Project

BID SUMMARY - 02/23/2023

#1

#2

#3

				Engineer's Estimate		R.J Berry Jr. Inc.		Don Berry Construction Inc.		Terra West Construction	
Bid Schedule 2 Senior Center Parking Lot											
Item No.	Quantity	Unit	Item Description	Unit Price	Total Amount	Unit Price	Total Amount	Unit Price	Total Amount	Unit Price	Total Amount
1	1	LS	Mobilization, Demobilization, Bonds and Insurance	\$5,000.00	\$5,000.00	\$5,000.00	\$5,000.00	\$5,000.00	\$5,000.00	\$5,000.00	\$5,000.00
2	1	LS	Traffic Control System	\$5,000.00	\$5,000.00	\$1,000.00	\$1,000.00	\$700.00	\$700.00	\$700.00	\$700.00
3	1	LS	Dust Control	\$3,000.00	\$3,000.00	\$500.00	\$500.00	\$500.00	\$500.00	\$150.00	\$150.00
4	1	LS	Clearing and Grubbing	\$5,000.00	\$5,000.00	\$7,500.00	\$7,500.00	\$5,800.00	\$5,800.00	\$8,000.00	\$8,000.00
5	151	TON	Hot Mix Asphalt (Type A) (F)	\$90.00	\$13,590.00	\$150.00	\$22,650.00	\$120.00	\$18,120.00	\$150.00	\$22,650.00
6	15	TON	Aggregate Base (Class II)(F)	\$40.00	\$600.00	\$60.00	\$900.00	\$77.00	\$1,155.00	\$120.00	\$1,800.00
7	11	CY	Roadway Excavation(F)	\$10.00	\$110.00	\$60.00	\$660.00	\$240.00	\$2,640.00	\$130.00	\$1,430.00
8	986	SY	Grind & Remove Existing Asphalt Concrete (F)	\$2.00	\$1,972.00	\$8.00	\$7,888.00	\$5.10	\$5,028.60	\$7.00	\$6,902.00
9	110	SF	Concrete Sidewalk	\$15.00	\$1,650.00	\$10.00	\$1,100.00	\$48.00	\$5,280.00	\$14.00	\$1,540.00
10	862	SF	Landscaping and Irrigation Facilities	\$12.00	\$10,344.00	\$14.00	\$12,068.00	\$14.00	\$12,068.00	\$21.00	\$18,102.00
11	20	EA	Wheel Stop	\$250.00	\$5,000.00	\$50.00	\$1,000.00	\$50.00	\$1,000.00	\$47.00	\$940.00
12	15	LF	6" Concrete Mowstrip	\$15.00	\$225.00	\$40.00	\$600.00	\$90.00	\$1,350.00	\$46.00	\$690.00
13	230	LF	Concrete Curb	\$18.00	\$4,140.00	\$35.00	\$8,050.00	\$40.00	\$9,200.00	\$41.00	\$9,430.00
14	1	LS	Signs, Pavement Striping, Markers & Markings	\$7,500.00	\$7,500.00	\$1,500.00	\$1,500.00	\$1,500.00	\$1,500.00	\$1,400.00	\$1,400.00
15	1	LS	Miscellaneous Facilities	\$5,000.00	\$5,000.00	\$1,500.00	\$1,500.00	\$2,700.00	\$2,700.00	\$3,600.00	\$3,600.00
16	1	LS	Supplemental Work	\$10,000.00	\$10,000.00	\$10,000.00	\$10,000.00	\$10,000.00	\$10,000.00	\$10,000.00	\$10,000.00
TOTAL BASE BID				\$78,131.00		\$81,916.00		\$82,041.60		\$92,334.00	

CITY OF KINGSBURG - 2023 Downtown Parking Lots Project

BID SUMMARY - 02/23/2023

#4

#5

#6

				Bush Engineering		JT2 Inc. dba Todd Comapanie		Witbro Inc. dba Seal Rite Paving & Grading	
Bid Schedule 2 Senior Center Parking Lot									
Item No.	Quantity	Unit	Item Description	Unit Price	Total Amount	Unit Price	Total Amount	Unit Price	Total Amount
1	1	LS	Mobilization, Demobilization, Bonds and Insurance	\$5,000.00	\$5,000.00	\$5,000.00	\$5,000.00	\$5,000.00	\$5,000.00
2	1	LS	Traffic Control System	\$4,400.00	\$4,400.00	\$500.00	\$500.00	\$6,780.55	\$6,780.55
3	1	LS	Dust Control	\$1,800.00	\$1,800.00	\$300.00	\$300.00	\$2,800.00	\$2,800.00
4	1	LS	Clearing and Grubbing	\$9,000.00	\$9,000.00	\$2,438.00	\$2,438.00	\$12,612.00	\$12,612.00
5	151	TON	Hot Mix Asphalt (Type A) (F)	\$135.00	\$20,385.00	\$255.00	\$38,505.00	\$232.72	\$35,140.72
6	15	TON	Aggregate Base (Class II)(F)	\$145.00	\$2,175.00	\$333.00	\$4,995.00	\$169.54	\$2,543.10
7	11	CY	Roadway Excavation(F)	\$320.00	\$3,520.00	\$432.00	\$4,752.00	\$125.99	\$1,385.89
8	986	SY	Grind & Remove Existing Asphalt Concrete (F)	\$8.25	\$8,134.50	\$8.00	\$7,888.00	\$29.39	\$28,978.54
9	110	SF	Concrete Sidewalk	\$23.40	\$2,574.00	\$13.00	\$1,430.00	\$10.69	\$1,175.90
10	862	SF	Landscaping and Irrigation Facilities	\$14.75	\$12,714.50	\$15.00	\$12,930.00	\$32.48	\$27,997.76
11	20	EA	Wheel Stop	\$50.00	\$1,000.00	\$81.00	\$1,620.00	\$95.20	\$1,904.00
12	15	LF	6" Concrete Mowstrip	\$100.00	\$1,500.00	\$33.00	\$495.00	\$39.20	\$588.00
13	230	LF	Concrete Curb	\$46.00	\$10,580.00	\$35.00	\$8,050.00	\$43.34	\$9,968.20
14	1	LS	Signs, Pavement Striping, Markers & Markings	\$1,400.00	\$1,400.00	\$2,035.00	\$2,035.00	\$2,464.00	\$2,464.00
15	1	LS	Miscellaneous Facilities	\$15,000.00	\$15,000.00	\$4,500.00	\$4,500.00	\$2,060.38	\$2,060.38
16	1	LS	Supplemental Work	\$10,000.00	\$10,000.00	\$10,000.00	\$10,000.00	\$10,000.00	\$10,000.00
TOTAL BASE BID				\$109,183.00		\$105,438.00		\$151,399.04	

CITY OF KINGSBURG - 2023 Downtown Parking Lots Project

BID SUMMARY - 02/23/2023

				#1		#2		#4			
				Engineer's Estimate		R.J Berry Jr. Inc.		Don Berry Construction, Inc.		Terra West Construction	
<i>Bid Schedule 3 City Hall Parking Lot</i>											
Item No.	Quantity	Unit	Item Description	Unit Price	Total Amount	Unit Price	Total Amount	Unit Price	Total Amount	Unit Price	Total Amount
1	1	LS	Mobilization, Demobilization, Bonds and Insurance	\$5,000.00	\$5,000.00	\$5,000.00	\$5,000.00	\$5,000.00	\$5,000.00	\$5,000.00	\$5,000.00
2	1	LS	Traffic Control System	\$5,000.00	\$5,000.00	\$1,000.00	\$1,000.00	\$700.00	\$700.00	\$3,000.00	\$3,000.00
3	1	LS	Dust Control	\$3,000.00	\$3,000.00	\$500.00	\$500.00	\$500.00	\$500.00	\$150.00	\$150.00
4	1	LS	Clearing and Grubbing	\$5,000.00	\$5,000.00	\$16,000.00	\$16,000.00	\$7,000.00	\$7,000.00	\$10,000.00	\$10,000.00
5	177	TON	Hot Mix Asphalt (Type A)(F)	\$90.00	\$15,930.00	\$150.00	\$26,550.00	\$120.00	\$21,240.00	\$150.00	\$26,550.00
6	290	TON	Aggregate Base (Class II)(F)	\$40.00	\$11,600.00	\$60.00	\$17,400.00	\$77.00	\$22,330.00	\$65.00	\$18,850.00
7	202	CY	Roadway Excavation(F)	\$10.00	\$2,020.00	\$60.00	\$12,120.00	\$82.00	\$16,564.00	\$75.00	\$15,150.00
8	2	EA	2 Bin Trash Enclosure	\$15,000.00	\$30,000.00	\$18,000.00	\$36,000.00	\$20,000.00	\$40,000.00	\$24,000.00	\$48,000.00
9	1	EA	40-foot Trash Enclosure	\$20,000.00	\$20,000.00	\$28,500.00	\$28,500.00	\$35,000.00	\$35,000.00	\$40,000.00	\$40,000.00
10	30	LF	Curb and Gutter	\$25.00	\$750.00	\$40.00	\$1,200.00	\$68.00	\$2,040.00	\$50.00	\$1,500.00
11	259	SF	Concrete Sidewalk	\$15.00	\$3,885.00	\$9.00	\$2,331.00	\$18.00	\$4,662.00	\$13.00	\$3,367.00
12	197	LF	Valley Gutter	\$15.00	\$2,955.00	\$30.00	\$5,910.00	\$43.00	\$8,471.00	\$45.00	\$8,865.00
13	1	EA	Standard Driveway Approach	\$1,500.00	\$1,500.00	\$4,000.00	\$4,000.00	\$5,400.00	\$5,400.00	\$5,000.00	\$5,000.00
14	22	EA	Wheel Stop	\$250.00	\$5,500.00	\$50.00	\$1,100.00	\$50.00	\$1,100.00	\$47.00	\$1,034.00
15	1	LS	Street Lights	\$5,000.00	\$5,000.00	\$15,000.00	\$15,000.00	\$14,500.00	\$14,500.00	\$14,100.00	\$14,100.00
16	1	LS	Relocate Street Lights	\$1,500.00	\$1,500.00	\$10,000.00	\$10,000.00	\$8,500.00	\$8,500.00	\$8,100.00	\$8,100.00
17	2	EA	Adjust Water Valve	\$1,000.00	\$2,000.00	\$750.00	\$1,500.00	\$800.00	\$1,600.00	\$1,000.00	\$2,000.00
18	3	EA	Adjust Sewer Cleaout	\$1,000.00	\$3,000.00	\$750.00	\$2,250.00	\$800.00	\$2,400.00	\$1,200.00	\$3,600.00
19	1	LS	Signs, Pavement Striping, Markers & Markings	\$7,500.00	\$7,500.00	\$1,800.00	\$1,800.00	\$1,700.00	\$1,700.00	\$1,500.00	\$1,500.00
20	1	LS	Miscellaneous Facilities	\$2,500.00	\$2,500.00	\$1,500.00	\$1,500.00	\$3,300.00	\$3,300.00	\$5,000.00	\$5,000.00
21	1	LS	Supplemental Work	\$20,000.00	\$20,000.00	\$20,000.00	\$20,000.00	\$20,000.00	\$20,000.00	\$20,000.00	\$20,000.00
TOTAL BASE BID				\$153,640.00		\$209,661.00		\$222,007.00		\$240,766.00	

CITY OF KINGSBURG - 2023 Downtown Parking Lots Project

BID SUMMARY - 02/23/2023

				#4		#5		#6	
				Bush Engineering		JT2, Inc. dba Todd Companies		Witbro Inc. dba Seal Rite Paving & Grading	
Bid Schedule 3 City Hall Parking Lot									
Item No.	Quantity	Unit	Item Description	Unit Price	Total Amount	Unit Price	Total Amount	Unit Price	Total Amount
1	1	LS	Mobilization, Demobilization, Bonds and Insurance	\$5,000.00	\$5,000.00	\$5,000.00	\$5,000.00	\$5,000.00	\$5,000.00
2	1	LS	Traffic Control System	\$4,400.00	\$4,400.00	\$750.00	\$750.00	\$10,000.00	\$10,000.00
3	1	LS	Dust Control	\$1,800.00	\$1,800.00	\$300.00	\$300.00	\$2,576.00	\$2,576.00
4	1	LS	Clearing and Grubbing	\$11,200.00	\$11,200.00	\$23,000.00	\$23,000.00	\$18,277.07	\$18,277.07
5	177	TON	Hot Mix Asphalt (Type A)(F)	\$137.50	\$24,337.50	\$199.00	\$35,223.00	\$233.20	\$41,276.40
6	290	TON	Aggregate Base (Class II)(F)	\$52.50	\$15,225.00	\$59.00	\$17,110.00	\$69.31	\$20,099.90
7	202	CY	Roadway Excavation(F)	\$69.00	\$13,938.00	\$58.00	\$11,716.00	\$46.07	\$9,306.14
8	2	EA	2 Bin Trash Enclosure	\$22,800.00	\$45,600.00	\$22,122.00	\$44,244.00	\$13,524.00	\$27,048.00
9	1	EA	40-foot Trash Enclosure	\$37,300.00	\$37,300.00	\$48,000.00	\$48,000.00	\$24,227.00	\$24,227.00
10	30	LF	Curb and Gutter	\$97.00	\$2,910.00	\$63.00	\$1,890.00	\$55.57	\$1,667.10
11	259	SF	Concrete Sidewalk	\$21.40	\$5,542.60	\$13.00	\$3,367.00	\$9.51	\$2,463.09
12	197	LF	Valley Gutter	\$52.00	\$10,244.00	\$40.00	\$7,880.00	\$29.12	\$5,736.64
13	1	EA	Standard Driveway Approach	\$5,150.00	\$5,150.00	\$5,000.00	\$5,000.00	\$3,360.00	\$3,360.00
14	22	EA	Wheel Stop	\$50.00	\$1,100.00	\$80.00	\$1,760.00	\$95.20	\$2,094.40
15	1	LS	Street Lights	\$14,900.00	\$14,900.00	\$19,500.00	\$19,500.00	\$15,769.00	\$15,769.00
16	1	LS	Relocate Street Lights	\$8,500.00	\$8,500.00	\$8,200.00	\$8,200.00	\$9,028.00	\$9,028.00
17	2	EA	Adjust Water Valve	\$950.00	\$1,900.00	\$825.00	\$1,650.00	\$1,239.84	\$2,479.68
18	3	EA	Adjust Sewer Cleaout	\$625.00	\$1,875.00	\$825.00	\$2,475.00	\$1,303.57	\$3,910.71
19	1	LS	Signs, Pavement Striping, Markers & Markings	\$1,600.00	\$1,600.00	\$2,500.00	\$2,500.00	\$2,923.00	\$2,923.00
20	1	LS	Miscellaneous Facilities	\$19,600.00	\$19,600.00	\$6,083.00	\$6,083.00	\$2,200.87	\$2,200.87
21	1	LS	Supplemental Work	\$20,000.00	\$20,000.00	\$20,000.00	\$20,000.00	\$20,000.00	\$20,000.00
TOTAL BASE BID				\$252,122.10		\$265,648.00		\$229,443.00	

LIBRARY PARKING LOT

INSTALL 17'-8" TRASH ENCLOSURE PER CITY STD. M-5 & M-6.

INSTALL No. 3 PULL BOX

MATCH EXISTING GRADE

INSTALL No. 3 TRAFFIC RATED PULL BOX

INSTALL TYPE 1 ARROW (10'-0") PER STATE STD. A24A (TYP.)

INSTALL 104± LF OF 2" PVC CONDUIT AND BACK FILL PER CITY STD. UT-1

CHARGING STATION TO BE TEMPORARILY REMOVED BY OTHERS

INSTALL 10± LF OF CONCRETE CURB PER DETAIL B & C ON SHEET C-1

SAWCUT LINE (TYP.)

INSTALL ADA PARKING STALL 3
C-2

MARION ST

20.0' (TYP.)

9.0' (TYP.)

20.0' (TYP.)

20.0' (TYP.)

9.0' (TYP.)

INSTALL 10± LF OF CONCRETE CURB PER DETAIL B & C ON SHEET C-1

INSTALL 38± LF OF GREEN PAINT ON CURB WITH WHITE PAINTED "24 MIN. PARKING" STENCIL PER STALL

4" WHITE PAINT LINE (2 COATS) (TYP.)

SAWCUT LINE (TYP.)

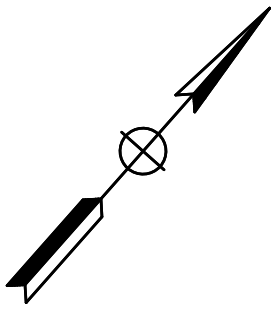
1

4

4

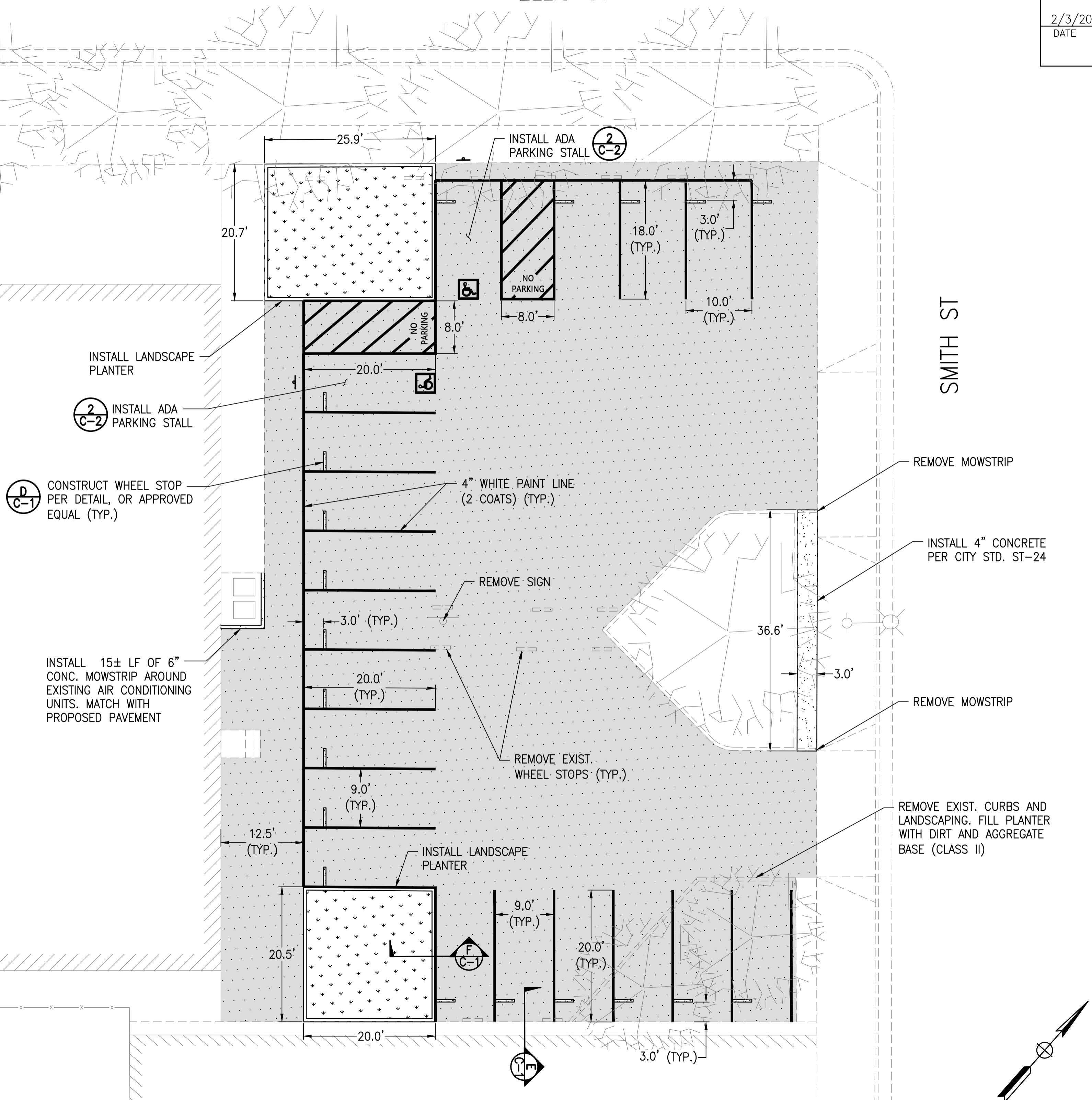
PROTECT EXISTING AIR CONDITIONING UNITS AND DOORWAYS (TYP.)

PROTECT EXISTING BOOK RETURN BIN IN PLACE



ELLIS ST

SMITH ST



INSTALL LANDSCAPE PLANTER

2
C-2
INSTALL ADA PARKING STALL

D
C-1
CONSTRUCT WHEEL STOP PER DETAIL, OR APPROVED EQUAL (TYP.)

INSTALL 15± LF OF 6" CONC. MOWSTRIP AROUND EXISTING AIR CONDITIONING UNITS. MATCH WITH PROPOSED PAVEMENT

INSTALL ADA PARKING STALL **2**
C-2

NO PARKING

4" WHITE PAINT LINE (2 COATS) (TYP.)

REMOVE SIGN

REMOVE EXIST. WHEEL STOPS (TYP.)

INSTALL LANDSCAPE PLANTER

F
C-1

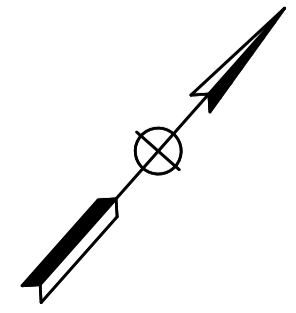
REMOVE MOWSTRIP

INSTALL 4" CONCRETE PER CITY STD. ST-24

REMOVE MOWSTRIP

REMOVE EXIST. CURBS AND LANDSCAPING. FILL PLANTER WITH DIRT AND AGGREGATE BASE (CLASS II)

SENIOR CENTER PARKING LOT



INSTALL No. 3 TRAFFIC RATED PULL BOX. TIE IN PROPOSED STREET LIGHT ELECTRICAL TO EXISTING UNDERGROUND ELECTRICAL

INSTALL 12"x18" SIGN "NO PARKING 6AM-8AM" & POST

INSTALL 17'-8" TRASH ENCLOSURE PER CITY STD. M-5 & M-6 WITH PEDESTRIAN ACCESS GATE PER DETAIL, THIS SHEET

MATCH PAVEMENT AT EXISTING SIDEWALK

CONSTRUCT WHEEL STOP PER DETAIL, OR APPROVED EQUAL (TYP.)



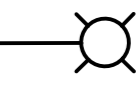
P 299.53±, ME

INSTALL STREET LIGHT PER CITY STD. E-1 WITH 2' ELEVATED BASE FOUNDATION

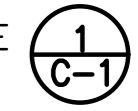
RELOCATE EXISTING STREET LIGHT

TC 298.97±, ME
FL 298.38±, ME

INSTALL 10± LF OF CURB, GUTTER, & SIDEWALK PER CITY STD. ST-24



CONSTRUCT DRIVE APPROACH



SAWCUT LINE

MATCH WITH EXISTING PAVEMENT

SMITH ST

INSTALL 17'-8" TRASH ENCLOSURE PER CITY STD. M-5 & M-6 WITH PEDESTRIAN ACCESS GATE PER DETAIL, THIS SHEET

REMOVE EXIST. CURBS AND LANDSCAPING. FILL PLANTER WITH DIRT AND AGGREGATE BASE (CLASS II)

INSTALL 19± LF OF CURB, GUTTER, & SIDEWALK PER CITY STD. ST-24

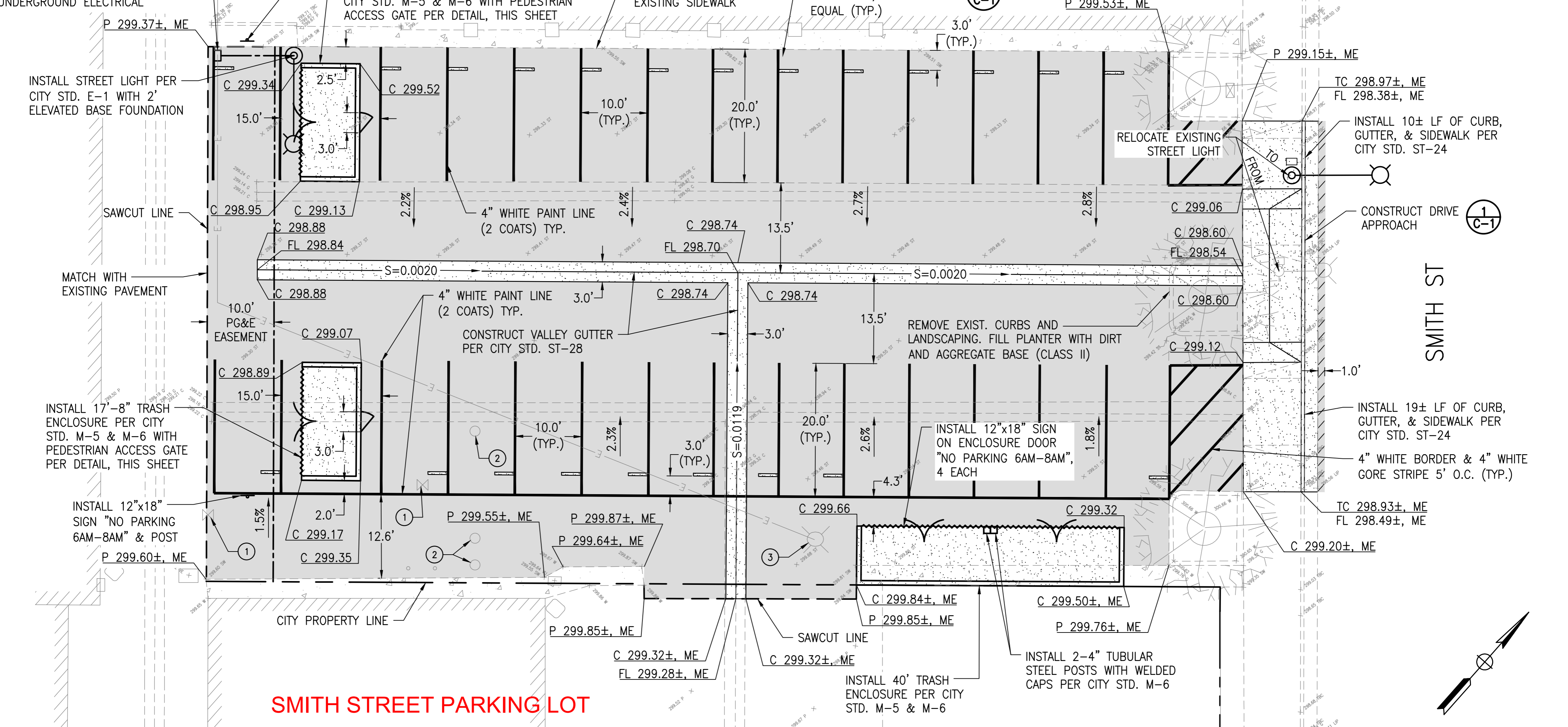
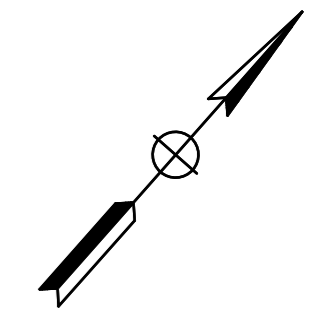
4" WHITE BORDER & 4" WHITE GORE STRIPE 5' O.C. (TYP.)

INSTALL 12"x18" SIGN "NO PARKING 6AM-8AM" & POST

INSTALL 12"x18" SIGN ON ENCLOSURE DOOR "NO PARKING 6AM-8AM", 4 EACH

TC 298.93±, ME
FL 298.49±, ME

SMITH STREET PARKING LOT





Meeting Date: 03/01/2023
Agenda Item: 6.3

CITY COUNCIL MEETING STAFF REPORT

REPORT TO: Mayor Palomar and City Council
REPORT FROM: Daniel Galvez, Public Works Director **REVIEWED BY:** AJH
AGENDA ITEM: Solar Options - Wells 13 and 16, Police Department & Public Works Yard

ACTION REQUESTED: Ordinance Resolution Motion Receive/File

EXECUTIVE SUMMARY

The City of Kingsburg continues to look for opportunities to become more energy efficient. The City recently installed a Solar system with Battery backup at the Senior Center. The pool also recently replaced the pool covers to allow the pool to run as effectively as possible when the pool is being heated and to reduce evaporation. In 2020, the City converted nearly all of the City street lights to LEDs. The City has also participated in an energy efficiency check up with SoCal gas to ensure our gas water heaters were wrapped and shower heads and sinks had low flow aerators. Most recently nearly all of the City thermostats have been converted to Ecobee smart thermostats that allow for remote programming and system monitoring. Over the last year the City has in engaged talks with SitelogIQ to discuss energy efficiency projects- primarily solar, but we have also discussed led lights and HVAC replacements.

The City does face a few constraints when discussing Solar options to offset energy usage, primarily space. Our municipal water wells are some of the biggest energy users, but 5 of 7 wells are very limited in space and/ or the City does not own the adjoining property to install a properly sized Solar array. SitelogIQ has identified 3 sites that are great candidates solar: Well 13 (10th Ave./ Winter), Well 16 (Erling Park) and the Police Department. The Public Works Crop Yard initially was not considered due to its relative low energy usage, but looking at some upcoming changes to the solar industry (NEM 2.0 and NEM 3.0) as well as the upcoming requirement to electrify fleet vehicles (10% by 2025 - 100% by 2035) and landscape equipment under 25 hp (starting in 2024), investigating a possible solar array at the corp yard is warranted.

In order to prepare the necessary document to apply for NEM 2.0 , SitelogIQ needs a signed Letter of Agreement (LOA) by March 1, 2023. Staff realizes the short turnaround for consideration, but wanted to ensure the Committee and Council had the ability to weigh in prior to NEM changes taking affect April 14, 2023.

From a financing standpoint, SitelogIQ is proposing to utilize a Energy Conservation Assistant Act Loan, which provides up to \$3,000,000 at 1% interest. The term of the loan is 18 years, payments to be made via net savings from the project. By partnering with SitelogIQ and contracting with them for ongoing operations and maintenance annually, they will guarantee the performance and net savings of the system (meaning they will compensate the city if the built system fails to perform as indicated).

The California Public Utilities Commission (CPUC) unanimously voted to approve NEM 3.0. Under NEM 3.0, customers of PG&E, SCE, and SDG&E with solar systems will receive an average of 8 cents per kWh for the excess power they push onto the grid. This is roughly 75% less than the average export rate of 30 cents per kWh under NEM 2.0. IOU customers have until April 14, 2023 to grandfather a new solar system into NEM 2.0 by submitting a complete interconnection application.

Details of the Letter of Agreement

Area of Focus:

SitelogIQ will provide a proposal and Facility Solution agreement for the implementation of facility improvements, energy conservation, energy generation, and/or energy management services.

Scope of Services:

- A. SitelogIQ will conduct a site visit to the Facilities to perform a physical audit and collect data. The Client will cooperate and collaborate with SitelogIQ during this phase by providing copies of requested data, including (if available): Site and/or system drawings, historical operating data produced or recorded by existing controls or meters, manual logs, and any other data that may be pertinent to this evaluation.
- B. Client will also make operational personnel available at reasonable times for in-person and telephone interviews with SitelogIQ to answer questions about existing facilities conditions, operating profile and existing equipment operation.
- C. Where operational data is not available to support the analysis, SitelogIQ will utilize standard engineering practices and assumptions to provide a conservative analysis on the potential energy savings from installing the energy conservation measures.
- D. SitelogIQ will also analyze the potential for energy generation measures.
- E. SitelogIQ will recommend energy management and/or on-going monitoring services.
- F. For each of the targeted Energy Conservation Measures (ECMs), estimated (projected) operating costs will be calculated and then compared to existing operating costs. Existing conditions will be evaluated using data-logged or stipulated and mutually agreed operational schedules.
- G. SitelogIQ will prepare a return on investment analysis (consistent with the client's preferred evaluation methods based on agreed upon Economic Criteria noted below).
- H. SitelogIQ will provide budgetary construction costs estimates and a summary Scope of Work for all recommended ECMs. Cost estimates will represent a "turnkey" solution. Refer to Attachment A for the list of discussed potential ECM's to be evaluated.
- I. The results will be presented to client as a recommended Scope of Work and a financial proforma (such as a Cash Flow) which will include costs and energy savings for the next 25 years with escalation of no more than 6% and including future maintenance & repair costs. As a result, *True Cost of Ownership* is presented to the client for review and consideration.

Development Fee:

SitelogIQ will develop the Project for the firm, fixed fee/rate as listed below:

Fee/Rate of: Fee not to exceed **\$30,000.00**.

In the event that the Client enters into a contract with SitelogIQ for the implementation of the ECMs within 60 days after presenting the Proposal, then SitelogIQ's cost to develop the Proposal will not be billed. If the Client enters into a contract with SitelogIQ at a later date, the Development Fee paid by the Client will be credited toward the project's total implementation cost.

If SitelogIQ cannot meet the Economic Criteria Client will not compensate SitelogIQ for its LOA fee.

RECOMMENDED ACTION BY CITY COUNCIL

1. *Staff recommends that the Council authorize the City Manager to sign the Letter of Agreement with SitelogIQ for Solar Options at Wells 13, Well 16, Police Department and Public Works Corp Yard.*

POLICY ALTERNATIVE(S)

1. The Council could choose not to recommend proceeding with the Letter of Agreement with SitelogIQ.

STRATEGIC GOAL(S) MET:

1. Ensure Financial Stability
2. Promote Sustainable Development

FINANCIAL INFORMATION

FISCAL IMPACT:

- | | |
|------------------------------|------------|
| 1. Is There A Fiscal Impact? | <u>Yes</u> |
| 2. Is it Currently Budgeted? | <u>No</u> |
| 3. If Budgeted, Which Line? | <u>N/A</u> |

PRIOR ACTION/REVIEW

The LOA and Solar projects were presented and discussed with the Finance Committee on February 27, 2023.

BACKGROUND INFORMATION

Net Energy Metering (NEM) - governs how rates are calculated for rooftop solar customers as their panels interact with the grid throughout the day. The NEM tariff allows customers to receive a financial credit on their electricity bills when their rooftop solar system sends excess electricity to the electric grid.

The California Public Utilities Commission (CPUC) unanimously voted to approve NEM 3.0. Under NEM 3.0, customers of PG&E, SCE, and SDG&E with solar systems will receive an average of 8 cents per kWh for the excess power they push onto the grid. This is roughly 75% less than the average export rate of 30 cents per kWh under NEM 2.0. IOU customers have until April 14, 2023 to grandfather a new solar system into NEM 2.0 by submitting a complete interconnection application. The biggest change between NEM 2.0 and NEM 3.0 is the value of export rates — or the price of excess electricity produced by solar systems. Under NEM 3.0, residential solar export rates will be based on an “Avoided Cost Calculator” instead of retail rates (what customers pay for electricity).

NEM 3.0 key takeaways:

- Current solar owners will remain under their existing net metering policy
- Solar owners under NEM 3.0 will earn around 75% less for the excess electricity they push onto the grid
- Under NEM 3.0, the payback period for solar and battery storage systems will be roughly equal to the payback period of solar only systems

Californians can be grandfathered into NEM 2.0 by submitting an Interconnection Application for a new solar system by April 14, 2023

ATTACHED INFORMATION

1. Letter of Agreement
2. Return on Investment Spreadsheet – Well 13, Well 16, Police Department
3. Power Point Presentation
4. Solar Option Sites 2022 PGE Payments



February 24, 2023

Alex Henderson
City Manager
City of Kingsburg
1401 Draper Street
Kingsburg, CA 93631

RE: Facility Solution Project Feasibility and Letter of Agreement (LOA)

Dear Mr. Henderson:

This Letter of Agreement (LOA) describes the manner in which SitelogIQ and the City of Kingsburg will work together during the engineering process described in this LOA, as well as the obligations of each party with respect to the engineering process.

Client Identification: City of Kingsburg

Facility Location(s):

Police Department
Well Site 16
Well Site 13
Public Works Yard

Area of Focus:

SitelogIQ will provide a proposal and Facility Solution agreement for the implementation of facility improvements, energy conservation, energy generation, and/or energy management services ("Project").

Scope of Services:

- A. SitelogIQ will conduct a site visit to the Facilities to perform a physical audit and collect data. The Client will cooperate with SitelogIQ during this phase by providing copies, of requested data, including (if available in Client's possession): Site and/or system drawings, historical operating data produced or recorded by existing controls or meters, manual logs, and any other data that may be pertinent to this evaluation.
- B. Client will also make Client's operational personnel available at reasonable times for in-person and telephone interviews with



SitelogIQ to answer questions about existing facilities conditions, operating profile and existing equipment operation.

- C. Where operational data is not available to support the analysis, SitelogIQ will utilize standard engineering practices and assumptions to provide a conservative analysis on the potential energy savings from installing the energy conservation measures.
- D. SitelogIQ will also analyze the potential for energy generation measures.
- E. SitelogIQ will recommend energy management and/or on-going monitoring services.
- F. For each of the targeted Energy Conservation Measures (ECMs), estimated (projected) operating costs will be calculated and then compared to existing operating costs. Existing conditions will be evaluated using data-logged or stipulated and mutually agreed operational schedules.
- G. SitelogIQ will prepare a return on investment analysis (consistent with the Client's preferred evaluation methods based on agreed upon Economic Criteria noted below).
- H. SitelogIQ will provide budgetary construction costs estimates and a summary Scope of Work for all recommended ECMs. Cost estimates will represent a "turnkey" solution. Refer to Attachment A for the list of discussed potential ECM's to be evaluated.
- I. On or before June 30, 2023, the results of the Scope of Services will be presented to client as a recommended Scope of Work with the costs and expenses thereof and a financial proforma (such as a Cash Flow) which will include costs and energy savings for the next 25 years with escalation of no more than 6% and including future maintenance & repair costs. As a result, True Cost of Ownership is presented to Client for its review and consideration. Client may approve or reject the Scope of Work and the True Cost of Ownership, in its sole discretion.

Client Responsibilities:

In order for SitelogIQ to provide the services described in this LOA, the Client agrees to provide (or request its energy suppliers to provide) SitelogIQ with utility usage data, if available. Client agrees to provide As-built plans in the Client's possession for the Facilities as needed to facilitate the completion of the Scope of Services.



Development Efforts:

Client acknowledges that SitelogIQ will incur expense in developing the Project. This expense includes the cost to provide professional services by SitelogIQ's development team, the cost to visit the Facilities, and the cost to prepare the deliverables needed to complete the Scope of Work all of which are included in the Fixed Fee identified below.

Interconnection Application Fee:

Depending on the utility and available capacity, the utility may charge additional interconnection fees of between \$300 - \$2500 (not included in Development Fee identified below) per application IF a system impact study is required. SitelogIQ will pass through these costs to the Client, after the prior written consent of the Client.

Ownership of Work:

All work products, including all proforma's, schedules, and scope of work documentation provided by SitelogIQ, will only become the property of the Client upon execution of a binding contract between the Client and SitelogIQ for the implementation of the ECMs proposed by SitelogIQ. Notwithstanding the foregoing, to the extent that any tangible work documentation produced by SitelogIQ contains SitelogIQ's pre-existing materials (including but not limited to templates, forms, and other SitelogIQ -created materials), SitelogIQ will remain the sole and exclusive owner of all such pre-existing materials.

Development Fee:

SitelogIQ will develop the Project for the Client, for a fixed fee as listed below:

1. Fixed Fee of: Fee not to exceed \$30,000.00.

In the event that the Client enters into a contract with SitelogIQ for the implementation of the ECMs within 60 days after presenting the contract to the Client, then SitelogIQ's Development Fee will not be billed and City will have no obligation to pay the Development Fee. If the Client enters into a contract with SitelogIQ for the implementation of the ECMs at a later date, the Development Fee paid by the Client will be credited against the amounts to be paid by the Client under the contract.

If SitelogIQ cannot meet the Economic Criteria identified below, Client will not compensate SitelogIQ in any amount and the Client will not pay the Development Fee to SitelogIQ.

Economic Criteria:

Client agrees that if the implementation of the ECMs proposed by SitelogIQ are shown to reduce the operational expenses at the Facilities over the useful life of the



ECMs Client may elect to enter into a contract with SitelogIQ for the implementation of the ECMs. The main financial objectives of the ECMs are as follows:

1. Provide a self-funded program, which pays for itself through expense reductions resulting from the implementation of the ECMs and minimizes the Client's energy costs at the Facilities as determined by the Client and meets the requirements of California Government Code 4217.10 et seq.

This LOA shall be construed and enforced in accordance with the laws of the State of California without regard to principles of conflicts of law.

No change, amendment or modification of this LOA shall be valid unless the same be in writing and signed by the parties hereto.

If an action at law or in equity is necessary to enforce or interpret the terms of this LOA, the prevailing party shall be entitled to reasonable attorneys' fees, costs and necessary disbursements in addition to any other reasonable relief to which he may be entitled. With respect to any suit, action or proceeding arising out of or related to this LOA, or the documentation related hereto, the parties hereby submit to the jurisdiction and venue, in the County of Fresno, State of California for any proceeding arising hereunder.

This LOA supersedes any and all other agreements, either oral or in writing between the parties hereto with respect to the matters set forth herein and contains all of the covenants and agreements between the parties regarding said matters.

This LOA may be executed in multiple counterparts, (including copies sent to a party by facsimile transmission or email transmission in PDF form), each of which shall be deemed an original, but all of which together, shall constitute one and the same instrument.

This LOA shall bind and inure to the benefit of the successors and assigns of the parties hereto. However, SitelogIQ shall not assign this LOA or its obligations and responsibilities under this LOA without the prior written consent of Client, which consent may be withheld in the sole discretion of the Client.

SitelogIQ shall indemnify, defend and hold Client and the officials, officers, employees and agents of Client free and harmless from any and all claims, liabilities, losses or damages, and from all suits or actions and the cost and expense of defending same, resulting from any act or omission to act of SitelogIQ or any of its officers, employees, agents or contractors.



If you agree with the provisions set forth in this LOA, kindly sign and date the LOA below and return one fully-executed copy to my attention. Thank you again for providing SiteLogIQ with the opportunity to work with the City of Kingsburg on this important initiative.

Acceptance of Letter of Agreement

This agreement is between the City of Kingsburg and SiteLogIQ, Inc.

Client:

SiteLogIQ

Name: Alexander J. Henderson

Name:

Title: City Manager

Title:

Date:

Date:

**Attachment A:
Potential Facility Improvement, Energy Conservation and Energy
Generation Measures to be considered**

1. Solar Generation



FULL PROJECT PROFORMA CASH FLOW ¹²



Scope: Solar at well site #13, Police Station and well site #16

Year	Estimated Annual ECAA Loan Payment	Estimated Annual TEML Finance Payment	Solar O&M Service & Energy Dashboard	Incentives (IRA & State)	Gross Annual Project Savings	Annual Net Savings	Cumulative Net Savings
0	\$ -	\$ -	\$ -		\$ 75,155	\$ 75,155	\$ 75,155
1	\$ 162,953	\$ -	\$ 15,000		\$ 159,328	\$ (18,626)	\$ 56,529
2	\$ 162,953	\$ -	\$ 15,450	\$ 712,574	\$ 168,887	\$ 703,058	\$ 759,586
3	\$ 162,953	\$ -	\$ 15,914		\$ 179,020	\$ 154	\$ 759,740
4	\$ 162,953	\$ -	\$ 16,391		\$ 189,762	\$ 10,417	\$ 770,158
5	\$ 162,953	\$ -	\$ 16,883		\$ 201,147	\$ 21,311	\$ 791,469
6	\$ 162,953	\$ -	\$ 17,389		\$ 213,216	\$ 32,874	\$ 824,343
7	\$ 162,953	\$ -	\$ 17,911		\$ 226,009	\$ 45,145	\$ 869,488
8	\$ 162,953	\$ -	\$ 18,448		\$ 239,570	\$ 58,168	\$ 927,656
9	\$ 162,953	\$ -	\$ 19,002		\$ 253,944	\$ 71,989	\$ 999,645
10	\$ 162,953	\$ -	\$ 19,572		\$ 269,181	\$ 86,656	\$ 1,086,301
11	\$ 162,953	\$ -	\$ 20,159		\$ 285,331	\$ 102,219	\$ 1,188,520
12	\$ 162,953	\$ -	\$ 20,764		\$ 302,451	\$ 118,734	\$ 1,307,255
13	\$ 162,953	\$ -	\$ 21,386		\$ 320,598	\$ 136,259	\$ 1,443,514
14	\$ 162,953	\$ -	\$ 22,028		\$ 339,834	\$ 154,853	\$ 1,598,366
15	\$ 162,953	\$ -	\$ 22,689		\$ 360,224	\$ 174,582	\$ 1,772,949
16	\$ 162,953	\$ -	\$ 23,370		\$ 381,838	\$ 195,515	\$ 1,968,464
17	\$ 162,953	\$ -	\$ 24,071		\$ 404,748	\$ 217,724	\$ 2,186,188
18	\$ 162,953	\$ -	\$ 24,793		\$ 429,033	\$ 241,287	\$ 2,427,475
19	\$ -	\$ -	\$ 25,536		\$ 454,775	\$ 429,238	\$ 2,856,713
20	\$ -	\$ -	\$ 26,303		\$ 482,061	\$ 455,759	\$ 3,312,472
21	\$ -	\$ -	\$ 27,092		\$ 510,985	\$ 483,893	\$ 3,796,365
22	\$ -	\$ -	\$ 27,904		\$ 541,644	\$ 513,740	\$ 4,310,105
23	\$ -	\$ -	\$ 28,742		\$ 574,143	\$ 545,401	\$ 4,855,506
24	\$ -	\$ -	\$ 29,604		\$ 608,591	\$ 578,988	\$ 5,434,493
25	\$ -	\$ -	\$ 30,492		\$ 645,107	\$ 614,615	\$ 6,049,108
26	\$ -	\$ -	\$ 31,407		\$ 683,813	\$ 652,407	\$ 6,701,515
27	\$ -	\$ -	\$ 32,349		\$ 724,842	\$ 692,493	\$ 7,394,008
28	\$ -	\$ -	\$ 33,319		\$ 768,333	\$ 735,013	\$ 8,129,021
29	\$ -	\$ -	\$ 34,319		\$ 814,432	\$ 780,114	\$ 8,909,135
30	\$ -	\$ -	\$ 35,348		\$ 863,298	\$ 827,950	\$ 9,737,085
Totals	\$ 2,933,159	\$ -	\$ 713,631		\$ 12,671,301	\$ 9,737,085	\$ 9,737,085

Notes:

- 1) SitelogIQ is not a Municipal Financial Advisor and this tool is used to confirm if the proposed project is Budget Neutral or better in compliance with CA Govt. Code 4217.
- 2) Cash Flow is based on a Preliminary Analysis using rough order of magnitude budgetary estimates and other standard assumptions. Final analysis and results may vary.
- 3) Scope of work includes Solar at well site #13, Police Station and well site #16

INPUTS		
BASE PROJECT COST	\$ 2,544,906	This is the total cost of the project
TOTAL PROJECT COST	\$ 127,246	5% Owner-Controlled Project Contingency
ECAA LOAN AMOUNT	\$ 2,672,151	
ECAA FINANCE TERM (YEARS)	18	
ECAA INTEREST RATE	1.00%	
TEML LOAN AMOUNT		This is the portion of the total cost that is proposed to be financed via Tax Exempt Municipal Lease
TEML FINANCE TERM (YEARS)	20	
TEML INTEREST RATE	0.00%	
UTILITY ESCALATION	6.0%	
CALCULATED ENERGY SAVINGS	\$ 150,309	This is the Annual Gross savings from the Solar PV
LIGHTING MAINT/AVOIDED COST SAVINGS	\$ -	5 Years
HVAC MAINT/AVOIDED COSY SAVINGS	\$ -	10 Years
SOLAR O&M COST	\$ 15,000	This is an estimated cost for Operation & Maintenance of the proposed solar array, as well as SitelogIQ's energy management services dashboard
O&M/MAINT ESCALATION	3.0%	

Cash Flow (not including Well 16 location)



FULL PROJECT PROFORMA CASH FLOW ¹²



Scope: Solar at well site #13, Police Station and Public Works Yard							
Year	Estimated Annual ECAA Loan Payment	Estimated Annual Additional Loan Amount Payment	Solar O&M Service & Energy Dashboard	Incentives (IRA & State)	Gross Annual Project Savings	Annual Net Savings	Cumulative Net Savings
0	\$ -	\$ 11,323	\$ -		\$ 61,700	\$ 50,376	\$ 50,376
1	\$ 128,062	\$ 22,647	\$ 15,000		\$ 130,803	\$ (34,906)	\$ 15,470
2	\$ 128,062	\$ 22,647	\$ 15,450	\$ 684,168	\$ 138,651	\$ 656,660	\$ 672,130
3	\$ 128,062	\$ 22,647	\$ 15,914		\$ 146,970	\$ (19,652)	\$ 652,478
4	\$ 128,062	\$ 22,647	\$ 16,391		\$ 155,788	\$ (11,312)	\$ 641,166
5	\$ 128,062	\$ 22,647	\$ 16,883		\$ 165,136	\$ (2,456)	\$ 638,710
6	\$ 128,062	\$ 22,647	\$ 17,389		\$ 175,044	\$ 6,946	\$ 645,656
7	\$ 128,062	\$ 22,647	\$ 17,911		\$ 185,546	\$ 16,927	\$ 662,582
8	\$ 128,062	\$ 22,647	\$ 18,448		\$ 196,679	\$ 27,522	\$ 690,104
9	\$ 128,062	\$ 22,647	\$ 19,002		\$ 208,480	\$ 38,769	\$ 728,874
10	\$ 128,062	\$ 22,647	\$ 19,572		\$ 220,989	\$ 50,708	\$ 779,582
11	\$ 128,062	\$ 22,647	\$ 20,159		\$ 234,248	\$ 63,380	\$ 842,962
12	\$ 128,062	\$ 22,647	\$ 20,764		\$ 248,303	\$ 76,830	\$ 919,792
13	\$ 128,062	\$ 22,647	\$ 21,386		\$ 263,201	\$ 91,106	\$ 1,010,898
14	\$ 128,062	\$ 22,647	\$ 22,028		\$ 278,993	\$ 106,256	\$ 1,117,154
15	\$ 128,062	\$ 22,647	\$ 22,689		\$ 295,733	\$ 122,335	\$ 1,239,489
16	\$ 128,062	\$ 22,647	\$ 23,370		\$ 313,477	\$ 139,398	\$ 1,378,888
17	\$ 128,062	\$ 22,647	\$ 24,071		\$ 332,285	\$ 157,506	\$ 1,536,393
18	\$ 128,062	\$ 22,647	\$ 24,793		\$ 352,223	\$ 176,721	\$ 1,713,114
19	\$ -	\$ 22,647	\$ 25,536		\$ 373,356	\$ 325,173	\$ 2,038,287
20	\$ -	\$ 11,323	\$ 26,303		\$ 395,757	\$ 358,131	\$ 2,396,418
21	\$ -	\$ -	\$ 27,092		\$ 356,577	\$ 329,486	\$ 2,725,904
22	\$ -	\$ -	\$ 27,904		\$ 377,972	\$ 350,068	\$ 3,075,971
23	\$ -	\$ -	\$ 28,742		\$ 400,650	\$ 371,909	\$ 3,447,880
24	\$ -	\$ -	\$ 29,604		\$ 424,689	\$ 395,086	\$ 3,842,966
25	\$ -	\$ -	\$ 30,492		\$ 450,171	\$ 419,679	\$ 4,262,644
26	\$ -	\$ -	\$ 31,407		\$ 477,181	\$ 445,774	\$ 4,708,419
27	\$ -	\$ -	\$ 32,349		\$ 505,812	\$ 473,463	\$ 5,181,882
28	\$ -	\$ -	\$ 33,319		\$ 536,160	\$ 502,841	\$ 5,684,723
29	\$ -	\$ -	\$ 34,319		\$ 568,330	\$ 534,011	\$ 6,218,734
30	\$ -	\$ -	\$ 35,348		\$ 602,430	\$ 567,081	\$ 6,785,815
Totals	\$ 2,305,121	\$ 452,936	\$ 713,631		\$ 9,573,336	\$ 6,785,815	\$ 6,785,815

Notes:

- 1.) SiteLogIQ is not a Municipal Financial Advisor and this tool is used to confirm if the proposed project is Budget Neutral or better in compliance with CA Govt. Code 4217.
- 2.) Cash Flow is based on a Preliminary Analysis using rough order of magnitude budgetary estimates and other standard assumptions. Final analysis and results may vary.
- 3.) Scope of work includes Solar at well site #13, Police Station and Public Works Yard

Net Present Value: **\$3,001,640.00**

INPUTS		
BASE PROJECT COST	\$ 2,280,560	This is the total cost of the project
TOTAL PROJECT COST	\$ 114,028	5% Owner-Controlled Project Contingency
ECAA LOAN AMOUNT	\$ 2,100,000	
ECAA FINANCE TERM (YEARS)	18	
ECAA INTEREST RATE	1.00%	
ADDITIONAL LOAN AMOUNT	\$ 294,588	This is the portion of the total cost that is proposed to be financed via Tax Exempt Municipal Lease or other bank funding source
ADDITIONAL LOAN TERM (YEARS)	20	
ADDITIONAL LOAN INTEREST RATE	4.50%	
UTILITY ESCALATION	6.0%	
CALCULATED ENERGY SAVINGS	\$ 123,399	This is the Annual Gross savings from the Solar PV
SOLAR O&M COST	\$ 15,000	This is an estimated cost for Operation & Maintenance of the proposed solar array, as well as SiteLogIQ's energy management services dashboard
O&M/MAINT ESCALATION	3.0%	

Project Submitted Entirely Under NEM 3.0 (all locations)



FULL PROJECT PROFORMA CASH FLOW ¹²



Scope: Solar at well site #13, Police Station and well site #16, Public Works Yard

Year	Estimated Annual ECAA Loan Payment	Estimated Annual Additional Loan Amount Payment	Solar O&M Service & Energy Dashboard	Incentives (IRA & State)	Gross Annual Project Savings	Annual Net Savings	Cumulative Net Savings
0	\$ -	\$ 37,651	\$ -		\$ 50,846	\$ 13,194	\$ 13,194
1	\$ 182,946	\$ 75,303	\$ 20,000		\$ 107,792	\$ (170,456)	\$ (157,262)
2	\$ 182,946	\$ 75,303	\$ 20,600	\$ 1,137,009	\$ 114,260	\$ 972,420	\$ 815,158
3	\$ 182,946	\$ 75,303	\$ 21,218		\$ 121,116	\$ (158,351)	\$ 656,807
4	\$ 182,946	\$ 75,303	\$ 21,855		\$ 128,383	\$ (151,721)	\$ 505,086
5	\$ 182,946	\$ 75,303	\$ 22,510		\$ 136,085	\$ (144,673)	\$ 360,413
6	\$ 182,946	\$ 75,303	\$ 23,185		\$ 144,251	\$ (137,184)	\$ 223,229
7	\$ 182,946	\$ 75,303	\$ 23,881		\$ 152,906	\$ (129,224)	\$ 94,005
8	\$ 182,946	\$ 75,303	\$ 24,597		\$ 162,080	\$ (120,766)	\$ (26,761)
9	\$ 182,946	\$ 75,303	\$ 25,335		\$ 171,805	\$ (111,779)	\$ (138,540)
10	\$ 182,946	\$ 75,303	\$ 26,095		\$ 182,113	\$ (102,231)	\$ (240,771)
11	\$ 182,946	\$ 75,303	\$ 26,878		\$ 193,040	\$ (92,087)	\$ (332,858)
12	\$ 182,946	\$ 75,303	\$ 27,685		\$ 204,622	\$ (81,311)	\$ (414,169)
13	\$ 182,946	\$ 75,303	\$ 28,515		\$ 216,900	\$ (69,864)	\$ (484,033)
14	\$ 182,946	\$ 75,303	\$ 29,371		\$ 229,914	\$ (57,706)	\$ (541,739)
15	\$ 182,946	\$ 75,303	\$ 30,252		\$ 243,708	\$ (44,792)	\$ (586,531)
16	\$ 182,946	\$ 75,303	\$ 31,159		\$ 258,331	\$ (31,077)	\$ (617,608)
17	\$ 182,946	\$ 75,303	\$ 32,094		\$ 273,831	\$ (16,512)	\$ (634,120)
18	\$ 182,946	\$ 75,303	\$ 33,057		\$ 290,261	\$ (1,045)	\$ (635,165)
19	\$ -	\$ 75,303	\$ 34,049		\$ 307,676	\$ 198,325	\$ (436,840)
20	\$ -	\$ 37,651	\$ 35,070		\$ 326,137	\$ 253,415	\$ (183,425)
21	\$ -	\$ -	\$ 36,122		\$ 293,849	\$ 257,727	\$ 74,302
22	\$ -	\$ -	\$ 37,206		\$ 311,480	\$ 274,274	\$ 348,576
23	\$ -	\$ -	\$ 38,322		\$ 330,169	\$ 291,847	\$ 640,423
24	\$ -	\$ -	\$ 39,472		\$ 349,979	\$ 310,507	\$ 950,931
25	\$ -	\$ -	\$ 40,656		\$ 370,978	\$ 330,322	\$ 1,281,253
26	\$ -	\$ -	\$ 41,876		\$ 393,237	\$ 351,361	\$ 1,632,614
27	\$ -	\$ -	\$ 43,132		\$ 416,831	\$ 373,699	\$ 2,006,313
28	\$ -	\$ -	\$ 44,426		\$ 441,841	\$ 397,415	\$ 2,403,728
29	\$ -	\$ -	\$ 45,759		\$ 468,351	\$ 422,593	\$ 2,826,320
30	\$ -	\$ -	\$ 47,131		\$ 496,452	\$ 449,321	\$ 3,275,641
Totals	\$ 3,293,031	\$ 1,506,050	\$ 951,508		\$ 7,889,222	\$ 3,275,641	\$ 3,275,641

Notes:

- 1.) SiteLogIQ is not a Municipal Financial Advisor and this tool is used to confirm if the proposed project is Budget Neutral or better in compliance with CA Govt. Code 4217.
- 2.) Cash Flow is based on a Preliminary Analysis using rough order of magnitude budgetary estimates and other standard assumptions. Final analysis and results may vary.
- 3.) Scope of work includes Solar at well site #13, Police Station and well site #16, Public Works Yard

Net Present Value: \$1,101,108.36

INPUTS		
BASE PROJECT COST	\$ 3,790,029	This is the total cost of the project
TOTAL PROJECT COST	\$ 189,501	5% Owner-Controlled Project Contingency
ECAA LOAN AMOUNT	\$ 3,000,000	
ECAA FINANCE TERM (YEARS)	18	
ECAA INTEREST RATE	1.00%	
ADDITIONAL LOAN AMOUNT	\$ 979,530	This is the portion of the total cost that is proposed to be financed via Tax Exempt Municipal Lease
ADDITIONAL LOAN TERM (YEARS)	20	
ADDITIONAL LOAN INTEREST RATE	4.50%	
UTILITY ESCALATION	6.0%	
CALCULATED ENERGY SAVINGS	\$ 101,691	This is the Annual Gross savings from the Solar PV
SOLAR O&M COST	\$ 20,000	This is an estimated cost for Operation & Maintenance of the proposed solar array, as well as SiteLogIQ's energy management services dashboard
O&M/MAINT ESCALATION	3.0%	

Updated Cash Flow; Includes Public Works Location



FULL PROJECT PROFORMA CASH FLOW ¹²



Scope: Solar at well site #13, Police Station and well site #16, Public Works Yard

Year	Estimated Annual ECAA Loan Payment	Estimated Annual Additional Loan Amount Payment	Solar O&M Service & Energy Dashboard	Incentives (IRA & State)	Gross Annual Project Savings	Annual Net Savings	Cumulative Net Savings
0	\$ -	\$ 37,651	\$ -		\$ 104,595	\$ 66,943	\$ 66,943
1	\$ 182,946	\$ 75,303	\$ 20,000		\$ 221,740	\$ (56,508)	\$ 10,435
2	\$ 182,946	\$ 75,303	\$ 20,600	\$ 1,137,009	\$ 235,045	\$ 1,093,205	\$ 1,103,640
3	\$ 182,946	\$ 75,303	\$ 21,218		\$ 249,147	\$ (30,319)	\$ 1,073,320
4	\$ 182,946	\$ 75,303	\$ 21,855		\$ 264,096	\$ (16,007)	\$ 1,057,314
5	\$ 182,946	\$ 75,303	\$ 22,510		\$ 279,942	\$ (817)	\$ 1,056,497
6	\$ 182,946	\$ 75,303	\$ 23,185		\$ 296,739	\$ 15,304	\$ 1,071,801
7	\$ 182,946	\$ 75,303	\$ 23,881		\$ 314,543	\$ 32,413	\$ 1,104,214
8	\$ 182,946	\$ 75,303	\$ 24,597		\$ 333,415	\$ 50,569	\$ 1,154,784
9	\$ 182,946	\$ 75,303	\$ 25,335		\$ 353,420	\$ 69,836	\$ 1,224,620
10	\$ 182,946	\$ 75,303	\$ 26,095		\$ 374,626	\$ 90,282	\$ 1,314,902
11	\$ 182,946	\$ 75,303	\$ 26,878		\$ 397,103	\$ 111,976	\$ 1,426,878
12	\$ 182,946	\$ 75,303	\$ 27,685		\$ 420,929	\$ 134,996	\$ 1,561,874
13	\$ 182,946	\$ 75,303	\$ 28,515		\$ 446,185	\$ 159,421	\$ 1,721,295
14	\$ 182,946	\$ 75,303	\$ 29,371		\$ 472,956	\$ 185,337	\$ 1,906,632
15	\$ 182,946	\$ 75,303	\$ 30,252		\$ 501,334	\$ 212,833	\$ 2,119,465
16	\$ 182,946	\$ 75,303	\$ 31,159		\$ 531,414	\$ 242,006	\$ 2,361,471
17	\$ 182,946	\$ 75,303	\$ 32,094		\$ 563,298	\$ 272,956	\$ 2,634,426
18	\$ 182,946	\$ 75,303	\$ 33,057		\$ 597,096	\$ 305,791	\$ 2,940,217
19	\$ -	\$ 75,303	\$ 34,049		\$ 632,922	\$ 523,571	\$ 3,463,788
20	\$ -	\$ 37,651	\$ 35,070		\$ 670,897	\$ 598,176	\$ 4,061,964
21	\$ -	\$ -	\$ 36,122		\$ 604,479	\$ 568,356	\$ 4,630,321
22	\$ -	\$ -	\$ 37,206		\$ 640,747	\$ 603,541	\$ 5,233,862
23	\$ -	\$ -	\$ 38,322		\$ 679,192	\$ 640,870	\$ 5,874,732
24	\$ -	\$ -	\$ 39,472		\$ 719,944	\$ 680,472	\$ 6,555,204
25	\$ -	\$ -	\$ 40,656		\$ 763,140	\$ 722,484	\$ 7,277,688
26	\$ -	\$ -	\$ 41,876		\$ 808,929	\$ 767,053	\$ 8,044,742
27	\$ -	\$ -	\$ 43,132		\$ 857,464	\$ 814,333	\$ 8,859,074
28	\$ -	\$ -	\$ 44,426		\$ 908,912	\$ 864,487	\$ 9,723,561
29	\$ -	\$ -	\$ 45,759		\$ 963,447	\$ 917,689	\$ 10,641,249
30	\$ -	\$ -	\$ 47,131		\$ 1,021,254	\$ 974,123	\$ 11,615,372
Totals	\$ 3,293,031	\$ 1,506,050	\$ 951,508		\$ 16,228,953	\$ 11,615,372	\$ 11,615,372

Notes:


- 1.) SiteLogIQ is not a Municipal Financial Advisor and this tool is used to confirm if the proposed project is Budget Neutral or better in compliance with CA Govt. Code 4217.
- 2.) Cash Flow is based on a Preliminary Analysis using rough order of magnitude budgetary estimates and other standard assumptions. Final analysis and results may vary.
- 3.) Scope of wok includes Solar at well site #13, Police Station and well site #16, Public Works Yard

Net Present Value: **\$5,123,194.02**

INPUTS		
BASE PROJECT COST	\$ 3,790,029	This is the total cost of the project
TOTAL PROJECT COST	\$ 189,501	5% Owner-Controlled Project Contingency
ECAA LOAN AMOUNT	\$ 3,000,000	
ECAA FINANCE TERM (YEARS)	18	
ECAA INTEREST RATE	1.00%	
ADDITIONAL LOAN AMOUNT	\$ 979,530	This is the portion of the total cost that is proposed to be financed via Tax Exempt Municipal Lease
ADDITIONAL LOAN TERM (YEARS)	20	
ADDITIONAL LOAN INTEREST RATE	4.50%	
UTILITY ESCALATION	6.0%	
CALCULATED ENERGY SAVINGS	\$ 209,189	This is the Annual Gross savings from the Solar PV
SOLAR O&M COST	\$ 20,000	This is an estimated cost for Operation & Maintenance of the proposed solar array, as well as SiteLogIQ's energy management services dashboard
O&M/MAINT ESCALATION	3.0%	

City of Kingsburg – Clean Energy Project
Presented By: SitelogIQ's
Central Valley Local Government Energy Team





WHO WE ARE

OUR CALIFORNIA PRESENCE

PROGRAM OVERVIEW

PROPOSED SOLUTIONS & SAVINGS

ENERGY CONSERVATION MEASURES

PROJECTED PROGRAM FINANCIALS

ROADMAP TO EFFICIENCY

Q&A

AGENDA

WHO WE ARE

We deliver world-class energy, water, renewable and infrastructure programs for State and Local Governments.



400+
Employees



\$5 Billion
Constructed



11,000
Customer Sites



\$1 Billion Saved
in Energy & Ops



U.S. Owned Organization

Single-source of **accountability** and **responsibility** from conception to completion.

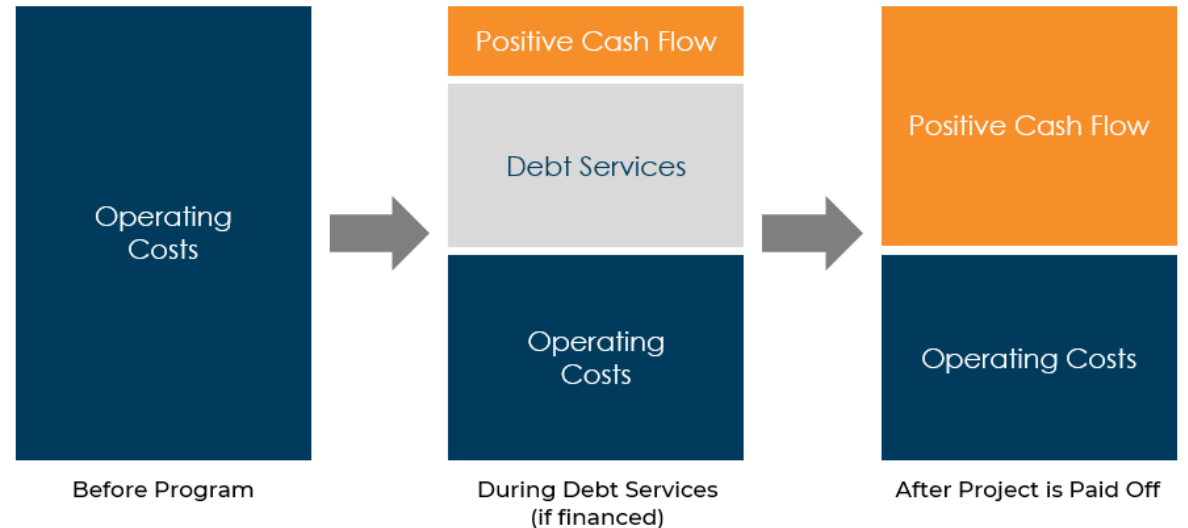
OUR CALIFORNIA PRESENCE

- Our largest client base is in California
- Staffed by nearly 150 energy professionals, engineers, and highly-trained technicians
- Extensive experience implementing Federal, State, and Utility programs for California Local Governments



PROGRAM OVERVIEW

- Cumulative positive cash flow
- Design/Build/O&M
- ECAA 1% Loan funded
- CA Government Code 4217
- Guaranteed performance-based outcome



SOLAR PHOTOVOLTAIC (PV)

Well Site 16



Project Details:

- 243 kW System
- 546 Solar Panels
- Carport Structure

WELL 16, PD, PUBLIC WORKS CARPORT DESIGN



SOLAR PHOTOVOLTAIC (PV)

Police Department



Project Details:

- 69.4 kW System
- 156 Solar Panels
- Carport Structure

SOLAR PHOTOVOLTAIC (PV)

Well Site 13




Project Details:

- 71.2 kW System
- 160 Solar Panels
- Ground Mounted

SOLAR PHOTOVOLTAIC (PV)

Public Works Yard



Project Details:

- 155.5 kW System
- 288 Solar Panels
- Carport Structure

PROJECTED PROGRAM FINANCIALS

Estimated Project Value	\$3.9M
30 Year Net Project Savings	\$11.6M
Year 1 Annual Utility Savings	\$209K
IRA Direct Cash Payment	\$1.1M\$



**Projected Value is an estimate for the maximum potential energy project based on projected savings and is contingent on discovery during the comprehensive audit phase.

PERFORMANCE VALIDATION



Electricity Cost Overview

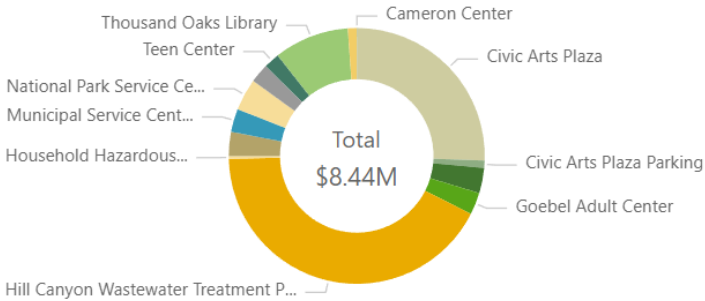
Data Available From: January, 2010 to May, 2022

All ▼

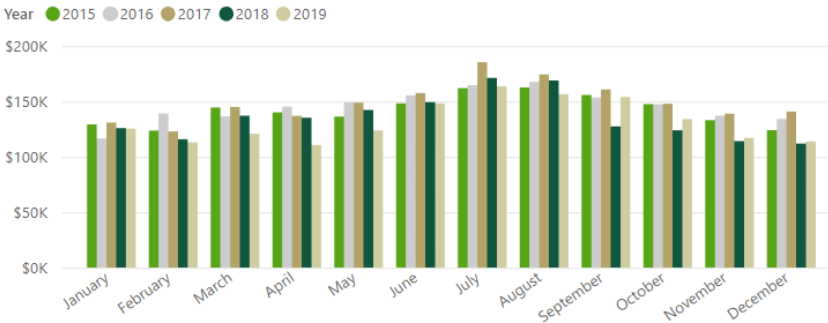
Year Selection

- 2022
- 2021
- 2020
- 2019
- 2018
- 2017
- 2016
- 2015
- 2014
- 2013

Electric Cost by Site (\$)



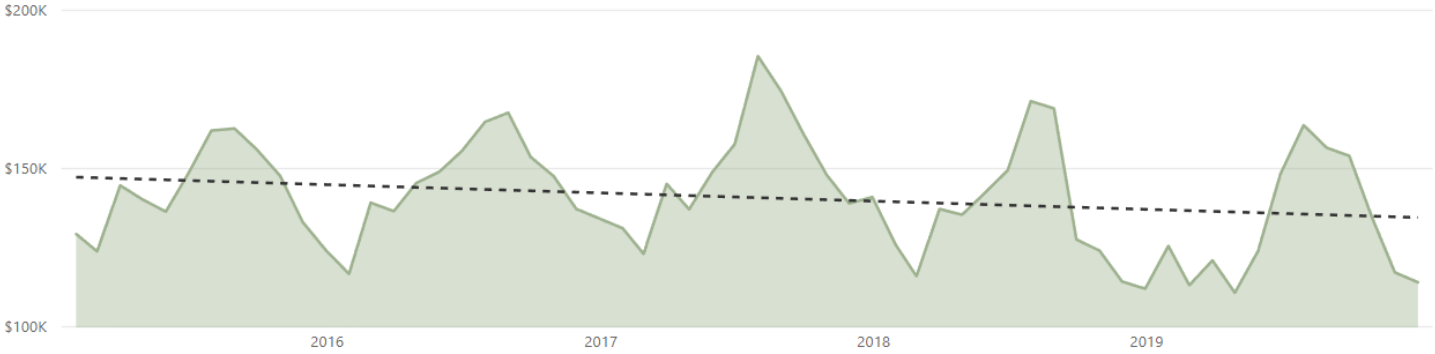
Electric Cost by Month and Year (\$)



Annual Electric Cost (\$)

2022	\$0.72M
2021	\$1.77M
2020	\$1.57M
2019	\$1.58M
2018	\$1.62M
2017	\$1.79M
2016	\$1.74M
2015	\$1.71M
2014	\$1.66M
2013	\$1.59M
2012	\$1.58M
2011	\$1.65M
2010	\$1.63M

Electric Cost by Date (\$)



*The above is a sample dashboard for illustrative purposes. It is not reflective of the District's usage costs.

ROADMAP TO EFFICIENCY





Thank You

Jessica Ritter
Local Government Relations

M 559.547.1834

E Jessica.ritter@sitelogiq.com

2022 PGE Usage

Account Name	Location	Jan	Feb	Mar	Apr	May	June	July	Aug	Sept	Oct	Nov	Dec	Total
Well 16	2600 21st Ave. (Klepper & 22nd)	\$4,640.64	\$5,681.63	\$5,394.47	\$6,294.58	\$7,119.90	\$7,467.89	\$10,232.17	\$10,551.54	\$10,664.91	\$10,743.72	\$7,359.20	\$7,055.84	\$93,206.49
Well 13	se ne se 22-16 #13	\$5,051.18	\$7,038.33	\$4,759.49	\$5,604.16	\$355.14	\$284.44	\$317.51	\$277.91	\$458.85	\$428.62	\$303.72	\$450.83	\$25,330.18
Senior Center **	1450 Ellis St	\$775.00	\$10.18	\$1,573.02	-\$250.82	\$9.86	\$9.53	\$8.27	\$35.21	\$30.46	\$7.34	\$0.01	\$9.86	\$2,217.92
Police Department	1300 California	\$1,464.18	\$1,961.47	\$1,670.06	\$2,235.93	\$2,200.76	\$2,549.93	\$3,653.95	\$4,459.92	\$4,587.03	\$4,438.72	\$2,610.99	\$2,123.66	\$33,956.60
Corp Yard	1200 Kern St	\$349.68	\$431.84	\$385.44	\$444.96	\$475.82	\$548.41	\$826.52	\$966.52	\$1,060.05	\$985.50	\$666.86	\$474.53	\$7,616.13

**Solar Array Installed.



Meeting Date: 03/01/2023
Agenda Item: 6.4

CITY COUNCIL MEETING STAFF REPORT

REPORT TO: Mayor Palomar & Council Members
REPORT FROM: Alexander J. Henderson, City Manager; ICMA-CM **REVIEWED BY:** CW
AGENDA ITEM: Fiscal Year 2023 Revenue Update and Projection
ACTION REQUESTED: Ordinance Resolution Motion Receive/File

EXECUTIVE SUMMARY

As part of our regular review of the annual budget, staff is providing current and historical information related to the major fund revenues received, including:

- 1. Bradley Burns Sales Tax
- 2. 1% District Tax – Measure E Public Safety
- 3. Property Tax Collection
- 4. Motor Vehicle Fees
- 5. Transient Occupancy Taxes (TOT)
- 6. Licenses, Permits and Fees

The information presented includes updated revenues received as of February 24, 2023 for FY2023. Due to the way revenues are received, we often receive funds after the end of the fiscal year and may receive minor amounts through “true-up” processes. The figures for the second half of FY2023 include forecasts stemming from our third party sales tax consultant, as well as staff forecasts for revenues based upon historical data and actual revenues received year to date.

Staff will provide a brief presentation and be available for questions.

RECOMMENDED ACTION BY CITY COUNCIL

- 1. *Informational only.*

POLICY ALTERNATIVE(S)

- 1. N/A

STRATEGIC INITIATIVE

- 1. Ensure Financial Stability

FINANCIAL INFORMATION

FISCAL IMPACT:

1. Is There A Fiscal Impact?	<u>Yes</u>
2. Is it Currently Budgeted?	<u>Yes</u>
3. If Budgeted, Which Line?	<u>Varies</u>

PRIOR ACTION/REVIEW

None.

BACKGROUND INFORMATION

See Executive Summary.

ATTACHED INFORMATION

1. Revenue Summary Presentation
2. Statewide add-on tax sheet



VISIT

ONE OF
THE 15

MAJOR REVENUE UPDATE

KINGSBURG

FINALISTS

FOR SEASON TWO



OF THE SMALL
BUSINESS
REVOLUTION

**COME
SEE WHY**


March 1, 2023

MAJOR REVENUE SOURCES (ALL FUNDS)



GENERAL FUND REVENUE FORECAST: FY2023

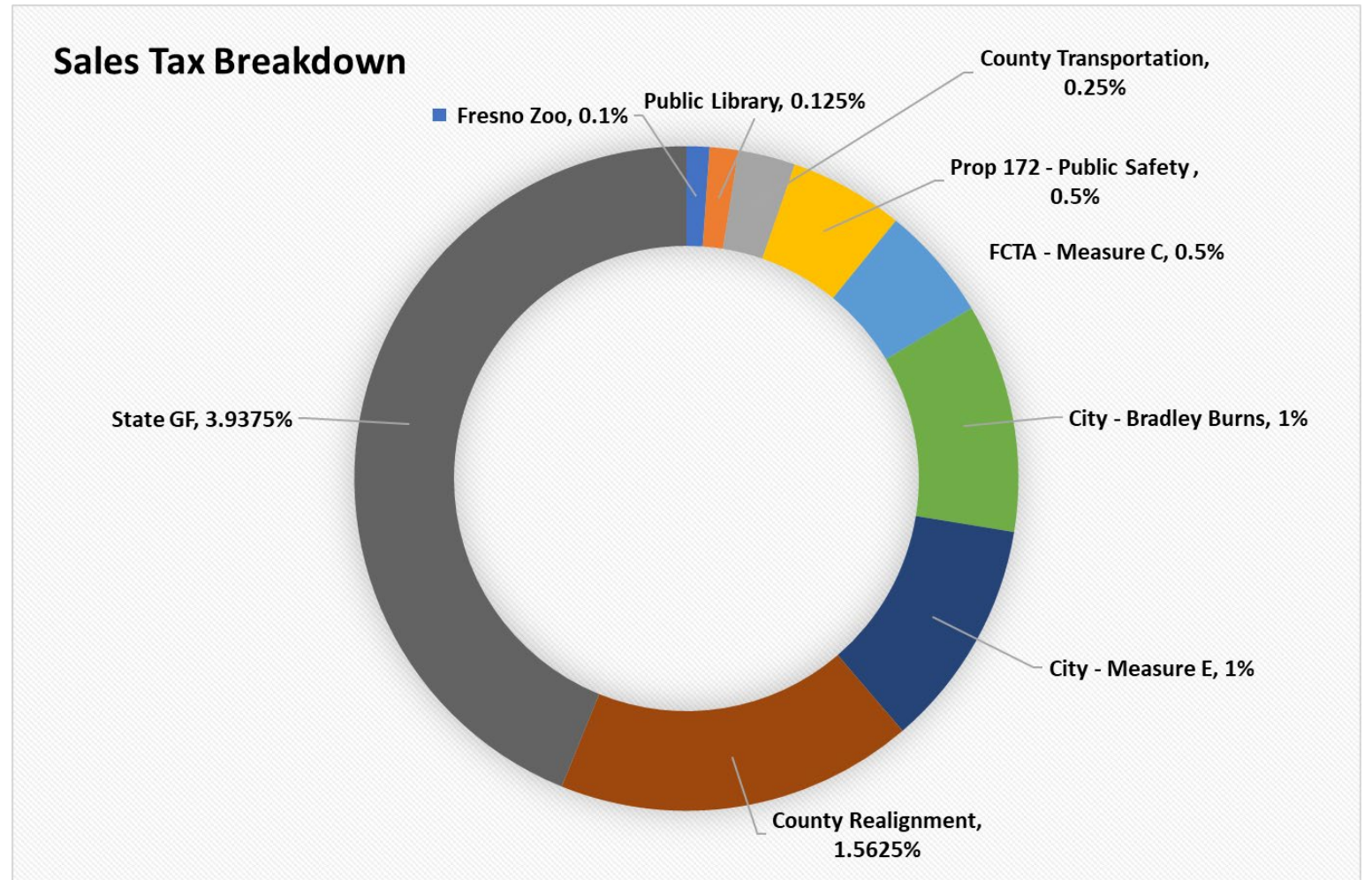
City of Kingsburg General Fund Revenue Estimates 2022-2023



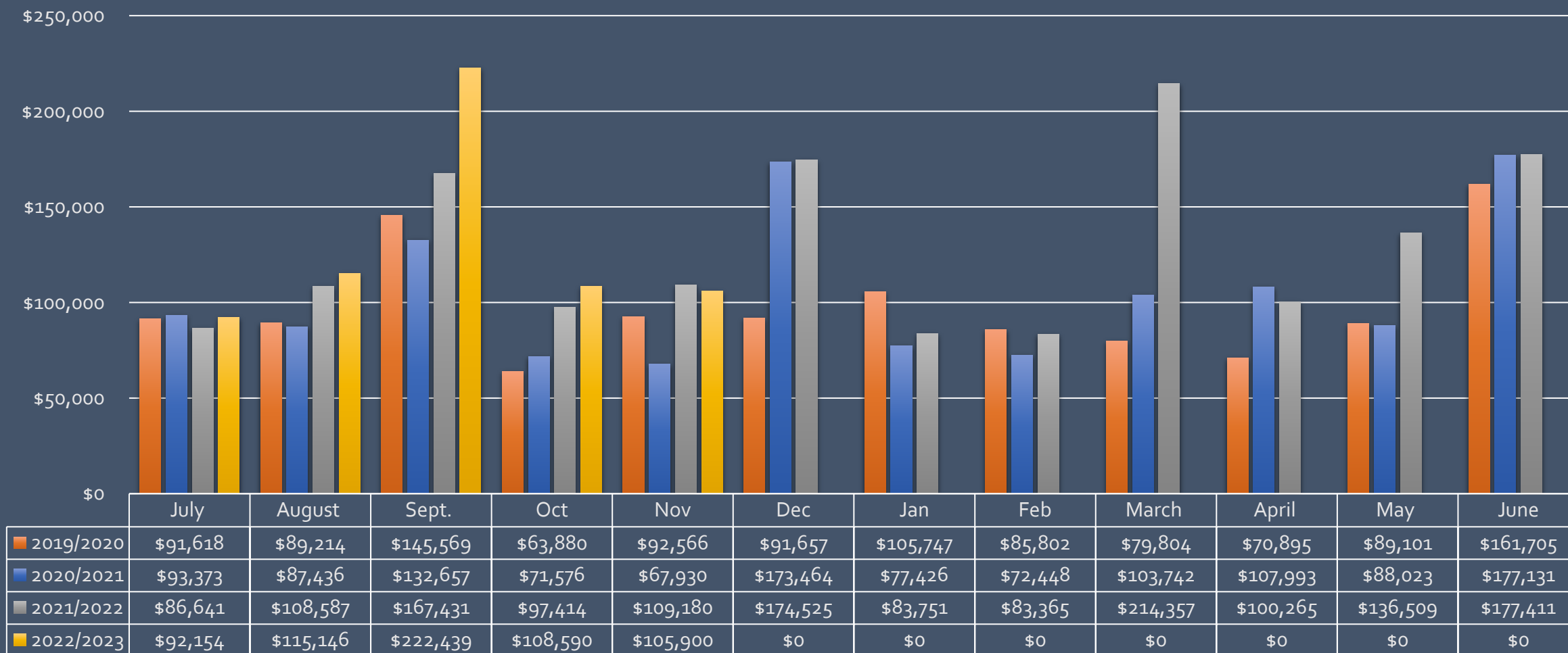
Sales Tax	\$ 1,475,000	21.09%
Property Tax	\$ 1,281,955	18.33%
Motor Vehicle In-Lieu	\$ 1,275,000	18.23%
Other Taxes	\$ 955,500	13.66%
Licenses, Permits & Fees	\$ 926,900	13.25%
Transfer In	\$ 666,697	9.53%
Other Revenue	\$ 127,860	5.49%
Charges for Services	\$ 29,180	0.42%

WHERE YOUR SALES TAXES GOES

0.1%	Fresno Zoo
0.125%	Public Library
0.25%	County Transportation
0.5%	Prop 172 - Public Safety
0.5%	FCTA - Measure C
1%	City - Bradley Burns
1%	City - Measure E
1.5625%	County Realignment
3.9375%	State GF
8.975%	



SALES TAX: BRADLEY BURNS (ACTUALS YTD)



SALES TAX - BRADLEY BURNS

*ESTIMATED DEC-JUNE FY23
ESTIMATES PROVIDED BY
AVENU INSIGHTS & ANALYTICS

CDTFA Collection	2018-19	2019-20	2020-21	2021-22	2022-23
July	\$72,632	\$91,618	\$93,373	\$86,641	\$92,154
August	\$102,262	\$89,214	\$87,436	\$108,587	\$115,146
September	\$159,700	\$145,569	\$132,657	\$167,431	\$222,439
1Q Total	\$334,594	\$326,401	\$313,466	\$362,659	\$429,738
October	\$76,404	\$63,880	\$71,576	\$97,414	\$108,590
November	\$95,230	\$92,566	\$67,930	\$109,180	\$105,900
December	\$92,510	\$91,657	\$173,464	\$174,525	\$171,549
2Q Total	\$264,144	\$248,103	\$312,970	\$381,118	\$386,039
January	\$85,983	\$105,747	\$77,426	\$83,751	\$99,100
February	\$93,454	\$85,802	\$72,448	\$83,365	\$108,600
March	\$121,136	\$79,804	\$103,742	\$214,357	\$167,309
3Q Total	\$300,573	\$271,352	\$253,617	\$381,472	\$375,009
April	\$79,941	\$70,895	\$107,993	\$100,265	\$111,300
May	\$85,989	\$89,101	\$88,023	\$136,509	\$121,800
June	\$225,420	\$161,705	\$177,131	\$177,411	\$187,755
4Q Total	\$391,349	\$321,701	\$373,147	\$414,185	\$420,855
Total	\$1,290,660	\$1,167,557	\$1,253,199	\$1,539,434	\$1,611,641
Annual Variance		-9.54%	7.34%	22.84%	4.69%

MEASURE E – PUBLIC SAFETY SALES TAX

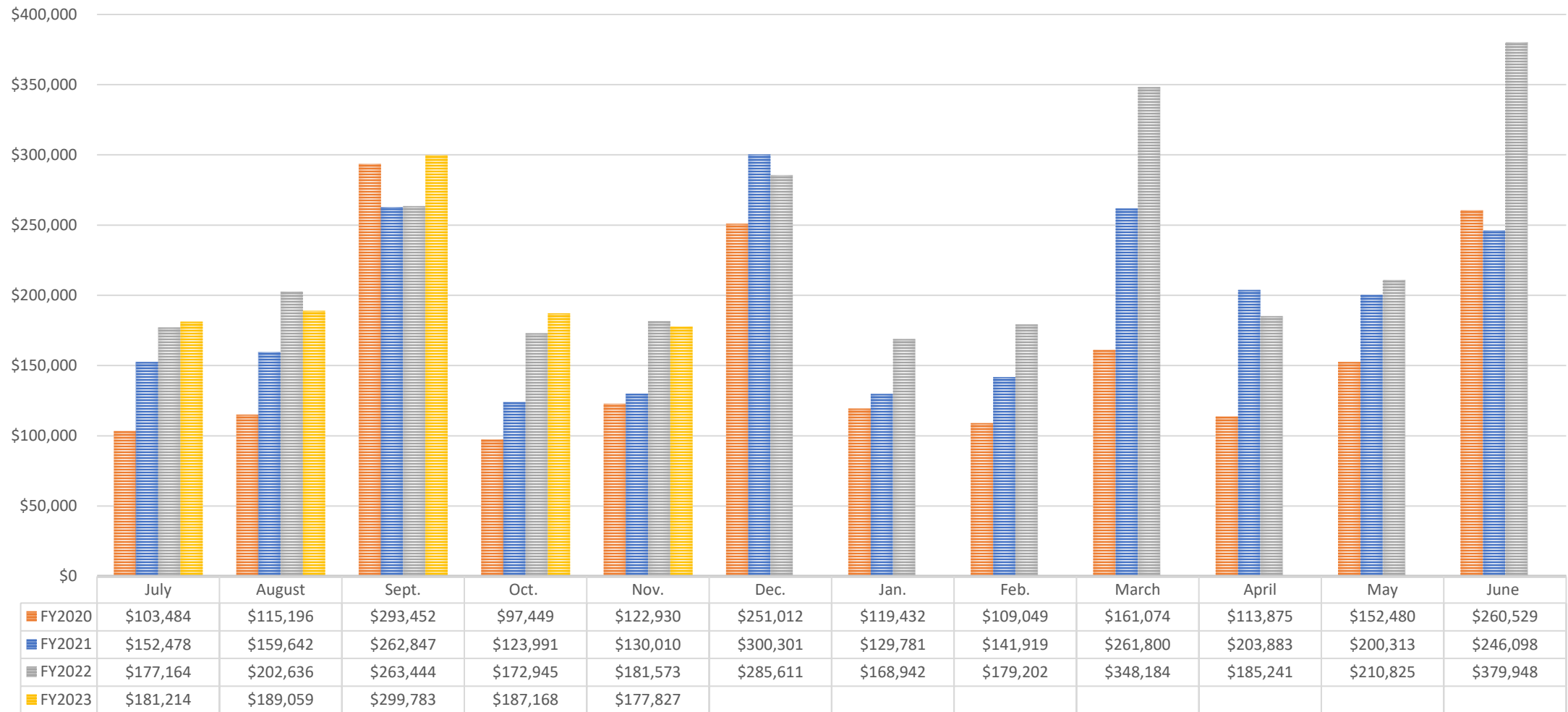
- Measure E – 1% Public Safety Sales Tax
 - Voter Approved (72%) in 2018
 - Revenues are more diversified than the Bradley-Burns tax. (e.g.) Includes new vehicle purchases by Kingsburg residents.
 - Full 1% for destination based online purchases (Bradley Burns purchases are shared through the County pool).



Year over year growth
since inception in 2018



Funds both Police and
Fire Efforts



PUBLIC SAFETY TAX: MEASURE E (ACTUALS YTD)

PUBLIC SAFETY SALES TAX - MEASURE E

*ESTIMATED DEC-JUNE FY23
ESTIMATES PROVIDED BY
AVENU INSIGHTS & ANALYTICS

CDTFA Collection	2018-19	2019-20	2020-21	2021-22	2022-23
July		\$103,484	\$152,478	\$177,164	\$181,214
August		\$115,196	\$159,642	\$202,636	\$189,059
September	\$1,082	\$293,452	\$262,847	\$263,444	\$299,783
1Q Total	\$1,082	\$512,132	\$574,967	\$643,245	\$670,056
October	\$55,694	\$97,449	\$123,991	\$172,945	\$187,168
November	\$69,037	\$122,930	\$130,010	\$181,573	\$177,827
December	\$191,247	\$251,012	\$300,301	\$285,611	\$292,687
2Q Total	\$315,978	\$471,391	\$554,302	\$640,129	\$657,682
January	\$72,395	\$119,432	\$129,781	\$168,942	\$172,800
February	\$90,147	\$109,049	\$141,919	\$179,202	\$187,400
March	\$228,732	\$161,074	\$261,800	\$348,184	\$325,981
3Q Total	\$391,274	\$389,556	\$533,500	\$696,329	\$686,181
April	\$84,956	\$113,875	\$203,883	\$185,241	\$182,900
May	\$103,781	\$152,480	\$200,313	\$210,825	\$198,400
June	\$246,995	\$260,529	\$246,098	\$379,948	\$344,981
4Q Total	\$435,733	\$526,884	\$650,293	\$776,015	\$726,281
Total	\$1,144,067	\$1,899,962	\$2,313,063	\$2,755,717	\$2,740,200
Annual Variance		66.07%	21.74%	19.14%	-0.56%

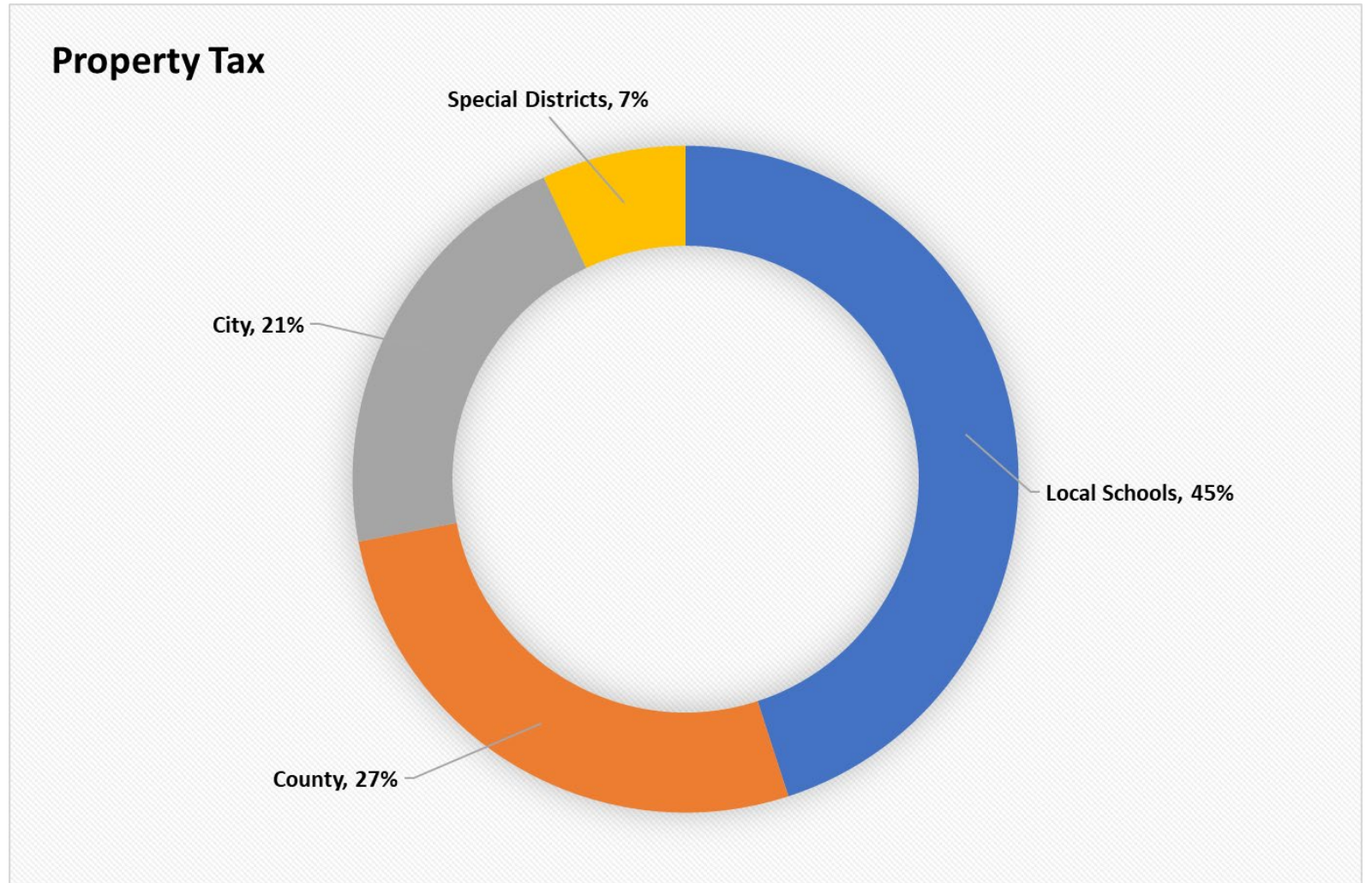
PROPERTY TAX

- An ad valorem tax imposed on real property and tangible personal property
- Maximum 1% rate (Article XIII A) of assessed value, plus voter approved rates to fund debt
- Assessed value capped at 1975-76 base year plus CPI or 2%/year, whichever is less
- Property that declines in value is reassessed to the lower market value.
- Reassessed to current full value upon change in ownership (with certain exemptions)
- Allocation: shared among cities, counties and school districts according to state law.

PROPERTY TAX; IN LIEU OF VEHICLE LICENSE FEES

- Californians have paid the vehicle license fee (VLF), also called the “motor vehicle in-lieu tax,” with their vehicle registrations since 1935. The California Constitution requires the proceeds of the 0.65% VLF to go to cities and counties only and prohibits the Legislature from directing that the funds be used to pay for new state mandates on local government after 2010.
- Prior to 2004, Vehicle License Fee (VLF) revenues were collected and allocated statewide among cities and counties (per capita for cities)
- Significant financial transactions were legislated in 2003-04 and 2004-05 in order for the State to cope with severe fiscal problems. There were three main components: the Sales Tax Triple Flip, Educational Revenue Augmentation Fund (ERAF) III, and the property tax swap of motor vehicle license fees (VLF).
- In essence, the VLF swap monies can be considered a subset of property taxes collected by the city.

WHERE YOUR PROPERTY TAX GOES



TRANSIENT OCCUPANCY TAXES (TOT)

- The Transient Occupancy Tax (TOT) is a tax of 12% of the rent charged to transient guests in hotels/motels, including properties rented through home sharing services like Airbnb.
- The TOT is commonly known as a “bed tax”.
- Approved increase from 8% to 12% by Kingsburg voters (75.56%) November 4, 2008.

LICENSES AND FEES

Includes several regulatory collections made each year.

- Business Licenses (regular and Business Improvement District)
- Park Reservations
- Recreation Program Fees
- Planning and Zoning Fees (Site Plan Review, etc.)
- Building Permit Fees (including plumbing, electric, PV, etc.)
- Plan Check Fees
- State mandated fee collection (construction demo, ADA, energy)

SUMMARY OF REMAINING MAJOR FUNDS

Fiscal Year	2018-19	2019-20	2020-21	2021-22	2022-2023 Estimates
Property Tax Collection	\$1,314,688	\$1,256,433	\$1,235,728	\$1,506,544	\$1,591,016
In-Lieu of Vehicle License Fees	\$1,105,422	\$1,164,984	\$1,185,675	\$1,265,202	\$1,346,855
Transient Occupancy Taxes	\$349,964	\$320,245	\$332,124	\$433,541	\$425,965
Licenses, Permits and Fees	\$744,347	\$1,275,201	\$1,069,063	\$1,276,570	\$900,000
Total	\$3,514,421	\$4,016,863	\$3,822,589	\$4,481,857	\$4,263,836
Variance		14.30%	-4.84%	17.25%	-4.86%

QUESTIONS?



DISTRICT SALES AND USE TAX RATES

CALIFORNIA DEPARTMENT OF TAX AND FEE ADMINISTRATION

District Taxes, Rates, and Effective Dates

(City): Indicates that district tax applies within the city limits and is in addition to other applicable state, local, and transit district taxes. Certain cities provide addresses located within a special taxing jurisdiction.

Tax Area	District Name	Rate	Effective Date	End Date
Alameda County	Alameda County Children's Health and Child Care Transactions and Use Tax	0.50%	07-01-2021	
	Alameda County Essential Health Care Services Transactions and Use Tax	0.50%	07-01-2004	
	Alameda County Transactions and Use Tax	0.50%	07-01-2021	
	Alameda County Transportation Commission 2002	0.50%	04-01-2002	03-31-2022
	Alameda County Transportation Commission Transactions and Use Tax	0.50%	04-01-2015	
	Alameda County Transportation Commission 2022	0.50%	04-01-2022	
	Bay Area Rapid Transit District	0.50%	04-01-1970	
Alameda (City)	City of Alameda Transactions and Use Tax	0.50%	04-01-2019	
Albany (City)	City of Albany Transactions and Use Tax	0.50%	04-01-2013	
Emeryville (City)	City of Emeryville Police Fire Child Transactions and Use Tax	0.25%	07-01-2020	
Hayward (City)	City of Hayward Transactions and Use Tax	0.50%	10-01-2014	
Newark (City)	City of Newark Transactions and Use Tax	0.50%	04-01-2017	
San Leandro (City)	City of San Leandro 2015 Transactions and Use Tax	0.50%	04-01-2015	
Union City (City)	City of Union City Transactions and Use Tax	0.50%	04-01-2011	
Amador County	Amador County Fire Protection and Emergency Med. Services Transactions and Use Tax	0.50%	04-01-2009	
Butte County				
Oroville (City)	City of Oroville Transactions and Use Tax	1.00%	04-01-2019	
Paradise (Town)	Town of Paradise Temporary Transactions and Use Tax	0.50%	04-01-2015	
Calaveras County				
Angels Camp (City)	City of Angels Camp Transactions and Use Tax	0.50%	04-01-2019	
Colusa County				
Williams (City)	City of Williams Transactions and Use Tax	0.50%	04-01-2007	
Contra Costa County	Bay Area Rapid Transit District	0.50%	04-01-1970	
	Contra Costa Transportation Authority	0.50%	04-01-1989	
	County of Contra Costa Transactions and Use Tax	0.50%	04-01-2021	
Antioch (City)	City of Antioch Increase Transactions and Use Tax	1.00%	04-01-2019	
Concord (City)	City of Concord 2021 Transactions and Use Tax	1.00%	04-01-2021	
Concord (City)	City of Concord Transactions and Use Tax	0.50%	04-01-2011	03-31-2021
El Cerrito (City)	City of El Cerrito 2015 Transactions and Use Tax	1.00%	04-01-2015	
El Cerrito (City)	City of El Cerrito Street Improvements Transactions and Use Tax	0.50%	07-01-2008	
Hercules (City)	City of Hercules Temporary Transactions and Use Tax	0.50%	10-01-2012	
Martinez (City)	City of Martinez Road Maintenance and Improvement Transactions and Use Tax	0.50%	04-01-2017	
Martinez (City)	City of Martinez Transactions and Use Tax	0.50%	04-01-2019	
Moraga (Town)	Town of Moraga Transactions and Use Tax	1.00%	04-01-2013	

Tax Area	District Name	Rate	Effective Date	End Date
Orinda (City)	City of Orinda Essential Services Transactions and Use Tax	1.00%	04-01-2021	
Orinda (City)	City of Orinda Transactions and Use Tax	0.50%	04-01-2013	03-31-2021
Pinole (City)	City of Pinole 2015 Transactions and Use Tax	0.50%	04-01-2015	
Pinole (City)	City of Pinole Transactions and Use Tax	0.50%	04-01-2007	
Pittsburg (City)	City of Pittsburg Preservation of Citywide Service Temporary Transactions and Use Tax	0.50%	10-01-2012	
Pleasant Hill (City)	City of Pleasant Hill Transactions and Use Tax	0.50%	04-01-2017	
Richmond (City)	City of Richmond 2014 Transactions and Use Tax	0.50%	04-01-2015	
Richmond (City)	City of Richmond Transactions and Use Tax	0.50%	04-01-2005	
San Pablo (City)	City of San Pablo Emergency Medical Services (EMS) Transactions and Use Tax	0.25%	10-01-2017	09-30-2022
San Pablo (City)	City of San Pablo Emergency Medical Services (EMS) Transactions and Use Tax	0.50%	10-01-2022	
San Pablo (City)	City of San Pablo Transactions and Use Tax	0.25%	10-01-2014	
Del Norte County	Del Norte County Fairgrounds Transactions and Use Tax	0.25%	04-01-2015	03-31-2022
	Del Norte County Unincorporated Area Transactions and Use Tax	1.00%	04-01-2021	
Crescent City (City)	Crescent City Transactions and Use Tax	1.00%	04-01-2021	
El Dorado County				
Placerville (City)	City of Placerville Public Safety Transactions and Use Tax	0.25%	04-01-1999	
Placerville (City)	City of Placerville Special Transactions and Use Tax	0.25%	04-01-2011	
Placerville (City)	City of Placerville Special Transactions and Use Tax for Water, Sewer, Drains, Street Facilities	0.50%	04-01-2017	
South Lake Tahoe (City)	City of South Lake Tahoe 2021 Transactions and Use Tax	1.00%	04-01-2021	
South Lake Tahoe (City)	City of South Lake Tahoe Transactions and Use Tax	0.50%	04-01-2005	
Fresno County	Fresno County Public Library Transactions and Use Tax	0.125%	04-01-1999	
	Fresno County Transportation Authority	0.50%	07-01-1987	
	Fresno County Zoo Authority	0.10%	04-01-2005	
Coalinga (City)	Coalinga General Transactions and Use Tax	1.00%	04-01-2019	
Fowler (City)	City of Fowler Transactions and Use Tax	1.00%	04-01-2019	
Fresno (City)	City of Fresno Clean and Safe Parks Transactions and Use Tax	0.375%	07-01-2021	
Huron (City)	City of Huron Public Safety Special Transactions and Use Tax	1.00%	04-01-2014	
Kerman (City)	City of Kerman Transactions and Use Tax	1.00%	04-01-2019	
Kingsburg (City)	City of Kingsburg Transactions and Use Tax	1.00%	10-01-2018	
Parlier (City)	City of Parlier Transactions and Use Tax	1.00%	04-01-2020	
Reedley (City)	City of Reedley Public Safety Transactions and Use Tax	0.50%	07-01-2008	
Reedley (City)	City of Reedley Transactions and Use Tax	0.75%	07-01-2020	
Sanger (City)	City of Sanger Public Safety Transactions and Use Tax	0.75%	07-01-2008	
Selma (City)	City of Selma Public Safety Transactions and Use Tax	0.50%	04-01-2008	
Glenn County				
Orland (City)	City of Orland Transactions and Use Tax	0.50%	04-01-2017	
Humboldt County				
Arcata (City)	City of Arcata Transactions and Use Tax	0.75%	04-01-2009	

Tax Area	District Name	Rate	Effective Date	End Date
Eureka (City)	City of Eureka 2021 Supplemental Transactions and Use Tax	1.25%	07-01-2021	
Eureka (City)	City of Eureka Supplemental Transactions and Use Tax	0.50%	04-01-2011	06-30-2021
Eureka (City)	City of Eureka Transactions and Use Tax	0.25%	04-01-2009	
Fortuna (City)	City of Fortuna Police and Essential Services Transactions and Use Tax	0.75%	04-01-2017	
Rio Dell (City)	City of Rio Dell Transactions and Use Tax	1.00%	04-01-2015	
Trinidad (City)	City of Trinidad Transactions and Use Tax	0.75%	04-01-2009	
Imperial County	Imperial County Local Transportation Authority	0.50%	04-01-1990	
Calexico (City)	Calexico General Fund Transactions and Use Tax	0.50%	10-01-2010	
El Centro (City)	City of El Centro Transactions and Use Tax	0.50%	04-01-2017	
Inyo County	Inyo County Rural Counties Transactions and Use Tax	0.50%	10-01-1988	
Bishop (City)	City of Bishop Community Safety and Essential Services Transactions and Use Tax	1.00%	04-01-2021	
Kern County				
Arvin (City)	City of Arvin Transactions and Use Tax	1.00%	04-01-2009	
Bakersfield (City)	City of Bakersfield Safety/Vital City Services and Use Tax	1.00%	04-01-2019	
Delano (City)	City of Delano Transactions and Use Tax	1.00%	04-01-2008	
Ridgecrest (City)	City of Ridgecrest Public Safety and Essential City Services Transactions and Use Tax	1.00%	04-01-2017	
Taft (City)	City of Taft Essential Services Protection Transactions and Use Tax	1.00%	04-01-2022	
Wasco (City)	City of Wasco Transactions and Use Tax	1.00%	04-01-2017	
Kings County				
Corcoran (City)	City of Corcoran Transaction and Use Tax	1.00%	10-01-2017	
Lake County				
Clearlake (City)	City of Clearlake Public Safety Transactions and Use Tax	0.50%	07-01-1995	
Clearlake (City)	City of Clearlake Road Maintenance and Improvement Transactions and Use Tax	1.00%	04-01-2017	
Lakeport (City)	City of Lakeport Public Safety and Essential City Services Transactions and Use Tax	1.00%	04-01-2017	
Lakeport (City)	City of Lakeport Transactions and Use Tax	0.50%	04-01-2005	
Lassen County				
Susanville (City)	City of Susanville Transactions and Use Tax	1.00%	10-01-2022	
Los Angeles County	Los Angeles County Measure H Homeless	0.25%	10-01-2017	
	Los Angeles County Metro Transportation Authority	0.50%	07-01-2009	
	Los Angeles County Traffic Improvement Plan	0.50%	07-01-2017	
	Los Angeles County Transportation Commission	0.50%	07-01-1982	
	Los Angeles County Transportation Commission	0.50%	04-01-1991	
Alhambra (City)	City of Alhambra Transactions and Use Tax	0.75%	07-01-2020	
Arcadia (City)	City of Arcadia Transactions and Use Tax	0.75%	01-01-2020	
Avalon (City)	City of Avalon Municipal Hospital and Clinic District	0.50%	10-01-2000	
Azusa (City)	City of Azusa Transactions and Use Tax	0.75%	07-01-2020	
Bell Gardens (City)	City of Bell Gardens Transactions and Use Tax	0.75%	04-01-2021	

Tax Area	District Name	Rate	Effective Date	End Date
Bellflower (City)	City of Bellflower Transactions and Use Tax	0.75%	04-01-2021	
Burbank (City)	City of Burbank Infrastructure/Comm Sers Transactions and Use Tax	0.75%	04-01-2019	
Carson (City)	City of Carson Essential Services Transactions and Use Tax	0.75%	07-01-2021	
Commerce (City)	City of Commerce 2021 Transactions and Use Tax	0.25%	04-01-2021	
Commerce (City)	City of Commerce Transactions and Use Tax	0.50%	04-01-2013	
Compton (City)	City of Compton Transactions and Use Tax	1.00%	10-01-2016	
Covina (City)	City of Covina 2018 Transactions and Use Tax	0.75%	04-01-2019	
Cudahy (City)	City of Cudahy Temporary Transactions and Use Tax	0.75%	04-01-2019	
Culver City (City)	City of Culver City Essential City Services Transactions and Use Tax	0.50%	04-01-2013	
Culver City (City)	City of Culver City Safety and Protection Transactions and Use Tax	0.25%	04-01-2019	
Downey (City)	City of Downey Transactions and Use Tax	0.50%	04-01-2017	
Duarte (City)	City of Duarte Transactions and Use Tax	0.75%	07-01-2020	
El Monte (City)	City of El Monte Transactions and Use Tax	0.50%	04-01-2009	
Gardena (City)	City of Gardena Transactions and Use Tax	0.75%	07-01-2020	
Glendale (City)	City of Glendale Essential City Services Transactions and Use Tax	0.75%	04-01-2019	
Glendora (City)	City of Glendora Transactions and Use Tax	0.75%	07-01-2019	
Hawaiian Gardens (City)	City of Hawaiian Gardens Transactions and Use Tax	0.75%	10-01-2020	
Hawthorne (City)	City of Hawthorne Transactions and Use Tax	0.75%	04-01-2018	
Huntington Park (City)	City of Huntington Park Transactions and Use Tax	0.75%	10-01-2018	
Inglewood (City)	City of Inglewood Vital City Services Transactions and Use Tax	0.50%	04-01-2007	
Irwindale (City)	City of Irwindale Transactions and Use Tax	0.75%	04-01-2020	
La Puente (City)	City of La Puente Safety and Protection Transactions and Use Tax	0.50%	04-01-2019	
La Verne (City)	City of La Verne Transactions and Use Tax	0.75%	07-01-2020	
Lakewood (City)	City of Lakewood Transactions and Use Tax	0.75%	07-01-2020	
Lancaster (City)	City of Lancaster Transactions and Use Tax	0.75%	04-01-2021	
Lawndale (City)	City of Lawndale Vital City Services Transactions and Use Tax	0.75%	04-01-2019	
Lomita (City)	City of Lomita Local Transactions and Use Tax	0.75%	04-01-2021	
Long Beach (City)	City of Long Beach Transactions and Use Tax	1.00%	01-01-2017	12-31-2022
Long Beach (City)	City of Long Beach Transactions and Use Tax	0.75%	01-01-2023	
Lynwood (City)	City of Lynwood Transactions and Use Tax	1.00%	04-01-2017	
Monrovia (City)	City of Monrovia 2019 Transactions and Use Tax	0.75%	04-01-2020	
Montebello (City)	City of Montebello Transactions and Use Tax	0.75%	07-01-2020	
Norwalk (City)	City of Norwalk Transactions and Use Tax	0.75%	07-01-2020	
Palmdale (City)	City of Palmdale Transactions and Use Tax	0.75%	04-01-2021	
Paramount (City)	City of Paramount Transactions and Use Tax	0.75%	07-01-2020	
Pasadena (City)	City of Pasadena Transactions and Use Tax	0.75%	04-01-2019	
Pico Rivera (City)	City of Pico Rivera Transactions and Use Tax	1.00%	04-01-2009	
Pomona (City)	City of Pomona Transactions and Use Tax	0.75%	04-01-2019	
San Fernando (City)	City of San Fernando Local Transactions and Use Tax	0.75%	04-01-2021	

Tax Area	District Name	Rate	Effective Date	End Date
San Fernando (City)	City of San Fernando Temporary Transactions and Use Tax	0.50%	10-01-2013	03-31-2021
San Gabriel (City)	City of San Gabriel Transactions and Use Tax	0.75%	07-01-2020	
Santa Fe Springs (City)	City of Santa Fe Springs 2018 Transactions and Use Tax	1.00%	04-01-2019	
Santa Monica (City)	City of Santa Monica Transactions and Use Tax	1.00%	04-01-2017	
Sierra Madre (City)	City of Sierra Madre Transactions and Use Tax	0.75%	04-01-2020	
Signal Hill (City)	City of Signal Hill Transactions and Use Tax	0.75%	04-01-2021	
South El Monte (City)	City of South El Monte Essential Services Protection Measure	0.25%	04-01-2021	
South El Monte (City)	City of South El Monte Vital City Services Protection Transactions and Use Tax	0.50%	04-01-2011	
South Gate (City)	City of South Gate Transactions and Use Tax	1.00%	10-01-2008	
South Pasadena (City)	City of South Pasadena Transactions and Use Tax	0.75%	04-01-2020	
Torrance (City)	City of Torrance Transactions and Use Tax	0.50%	10-01-2022	
Vernon (City)	City of Vernon Transactions and Use Tax	0.75%	10-01-2020	
West Hollywood (City)	City of West Hollywood Transactions and Use Tax	0.75%	04-01-2021	
Whittier (City)	City of Whittier Transactions and Use Tax	0.75%	07-01-2020	
Madera County	Madera County 2006 Transportation Authority	0.50%	04-01-2007	
Chowchilla (City)	City of Chowchilla Public Safety Transactions and Use Tax	1.00%	04-01-2019	
Madera (City)	City of Madera Transactions and Use Tax	0.50%	04-01-2017	
Marin County	Marin Parks/Open Space/Farmland Preservation Transactions and Use Tax	0.25%	04-01-2013	03-31-2022
	Marin Parks, Open Space, and Sustainable Agriculture Transactions and Use Tax	0.25%	10-01-22	
	Sonoma-Marin Area Rail Transportation Authority	0.25%	04-01-2009	
	Transportation Authority of Marin County Transactions and Use Tax	0.50%	04-01-2005	
Corte Madera (Town)	Town of Corte Madera 2018 Transactions and Use Tax	0.75%	10-01-2018	
Fairfax (Town)	Town of Fairfax Transactions and Use Tax	0.75%	04-01-2017	
Larkspur (City)	City of Larkspur Essential Transactions and Use Tax	0.75%	04-01-2018	
Novato (City)	City of Novato 2016 Transactions and Use Tax	0.25%	04-01-2016	
San Anselmo (Town)	Town of San Anselmo Transactions and Use Tax	0.50%	04-01-2014	
San Rafael (City)	City of San Rafael Emergency Preparedness and Essential Services Protection Transactions and Use Tax	0.25%	04-01-2021	
San Rafael (City)	City of San Rafael Transactions and Use Tax	0.75%	04-01-2014	
Sausalito (City)	City of Sausalito 2014 Transactions and Use Tax	0.50%	04-01-2015	
Mariposa County	Mariposa County Healthcare Transactions and Use Tax	0.50%	04-01-2005	
	Mariposa County Healthcare 2022 Transactions and Use Tax	1.00%	10-01-2022	
Mendocino County	Mendocino County Mental Health Treatment Act Tax	0.50%	04-01-2018	
	Mendocino Library Special Transactions and Use Tax	0.125%	04-01-2012	
Fort Bragg (City)	City of Fort Bragg CV Starr Center Special Transactions and Use Tax	0.50%	07-01-2012	
Fort Bragg (City)	City of Fort Bragg Maintain City Streets Transactions and Use Tax	0.50%	01-01-2005	
Point Arena (City)	City of Point Arena Transactions and Use Tax	0.50%	04-01-2004	
Ukiah (City)	City of Ukiah Transactions and Use Tax	0.50%	10-01-2005	
Ukiah (City)	City of Ukiah Transactions and Use Tax	0.50%	04-01-2017	
Willits (City)	City of Willits Emergency Funding Transactions and Use Tax	0.75%	04-01-2021	

Tax Area	District Name	Rate	Effective Date	End Date
Willits (City)	City of Willits Transactions and Use Tax	0.50%	10-01-2003	
Merced County	Merced County Transportation Authority	0.50%	04-01-2017	
Atwater (City)	City of Atwater Public Safety Transactions and Use Tax	0.50%	07-01-2013	
Gustine (City)	City of Gustine Community Enhancement to Services Transactions and Use Tax	0.50%	04-01-2010	
Los Banos (City)	City of Los Banos Essential City Services Transactions and Use Tax	0.50%	04-01-2019	
Los Banos (City)	City of Los Banos Public Safety Transactions and Use Tax	0.50%	04-01-2005	
Merced (City)	City of Merced Transactions and Use Tax	0.50%	04-01-2006	
Mono County				
Mammoth Lakes (Town)	Town of Mammoth Lakes Parks, Recreation and Trails Transactions and Use Tax	0.50%	10-01-2008	
Monterey County	Monterey-Salinas MST Special Transit District	0.125%	04-01-2015	
	Monterey Transportation Safety Transactions and Use Tax	0.375%	04-01-2017	
Carmel-by-the-Sea (City)	City of Carmel-by-the-Sea 2020 Transactions and Use Tax	1.50%	07-01-2020	
Carmel-by-the-Sea (City)	City of Carmel-by-the-Sea Transactions and Use Tax	1.00%	04-01-2013	06-30-2020
Del Rey Oaks (City)	City of Del Rey Oaks General Transactions and Use Tax	0.50%	04-01-2015	
Del Rey Oaks (City)	City of Del Rey Oaks Transactions and Use Tax	1.00%	04-01-2007	
Gonzales (City)	City of Gonzales Quality of Life Transactions and Use Tax	0.50%	04-01-2015	03-31-2021
Gonzales (City)	City of Gonzales Transactions and Use Tax	1.00%	04-01-2021	
Greenfield (City)	City of Greenfield 2015 City Services Transactions and Use Tax	0.75%	04-01-2016	
Greenfield (City)	City of Greenfield Transactions and Use Tax	1.00%	10-01-2012	
King City (City)	City of King City General Transactions and Use Tax	1.00%	04-01-2019	
Marina (City)	City of Marina New Transactions and Use Tax	1.50%	04-01-2019	
Monterey (City)	City of Monterey 2020 Transactions and Use Tax	0.50%	07-01-2020	
Monterey (City)	City of Monterey Special Transactions and Use Tax	1.00%	04-01-2015	
Pacific Grove (City)	City of Pacific Grove Transactions and Use Tax	1.00%	10-01-2008	09-30-2022
Pacific Grove (City)	City of Pacific Grove General Transactions and Use Tax	1.50%	10-01-2022	
Salinas (City)	City of Salinas Measure G Transactions and Use Tax	1.00%	04-01-2015	
Salinas (City)	City of Salinas Temporary Transactions and Use Tax	0.50%	04-01-2006	
Sand City (City)	City of Sand City 2015 Spec Purpose Transactions and Use Tax	1.00%	04-01-2015	
Seaside (City)	City of Seaside 2017 Transactions and Use Tax	0.50%	10-01-2017	
Seaside (City)	City of Seaside Transactions and Use Tax	1.00%	07-01-2008	
Soledad (City)	City of Soledad General Services Transactions and Use Tax	0.50%	04-01-2021	
Soledad (City)	City of Soledad Temporary Emergency Transactions and Use Tax	1.00%	10-01-2012	
Napa County	Napa Valley Transportation Authority	0.50%	07-01-2018	
St. Helena (City)	City of St. Helena Transactions and Use Tax	0.50%	04-01-2017	
Nevada County	Nevada County Public Library Transactions and Use Tax	0.25%	04-01-2017	
Grass Valley (City)	City of Grass Valley 2018 Transactions and Use Tax	1.00%	10-01-2018	
Nevada City (City)	City of Nevada City Fire and Police Transactions and Use Tax	0.375%	04-01-2017	
Nevada City (City)	City of Nevada City Special Transactions and Use Tax	0.50%	01-01-2022	

Tax Area	District Name	Rate	Effective Date	End Date
Nevada City (City)	City of Nevada City Street Improvements Transactions and Use Tax	0.50%	04-01-2007	12-31-2021
Truckee (Town)	Town of Truckee Trails Transactions and Use Tax	0.25%	10-01-2014	
Truckee (Town)	Town of Truckee Transactions and Use Tax	0.50%	10-01-1998	
Orange County	Orange County Local Transportation Authority	0.50%	04-01-1991	
Fountain Valley (City)	City of Fountain Valley Transactions and Use Tax	1.00%	04-01-2017	
Garden Grove (City)	City of Garden Grove 2018 Transactions and Use Tax	1.00%	04-01-2019	
La Habra (City)	City of La Habra Transactions and Use Tax	0.50%	04-01-2009	
La Palma (City)	City of La Palma Transactions and Use Tax	1.00%	04-01-2017	
Los Alamitos (City)	City of Los Alamitos Transactions and Use Tax	1.50%	04-01-2021	
Placentia (City)	City of Placentia Transactions and Use Tax	1.00%	04-01-2019	
Santa Ana (City)	City of Santa Ana Transactions and Use Tax	1.50%	04-01-2019	
Seal Beach (City)	City of Seal Beach Transactions and Use Tax	1.00%	04-01-2019	
Stanton (City)	City of Stanton Transactions and Use Tax	1.00%	04-01-2015	
Westminster (City)	City of Westminster Transactions and Use Tax	1.00%	04-01-2017	12/31/2022
Placer County				
Loomis (Town)	Town of Loomis Transactions and Use Tax	0.25%	04-01-2017	
Roseville (City)	City of Roseville Transactions and Use Tax	0.50%	04-01-2019	
Riverside County	Riverside County Transportation Commission	0.50%	07-01-1989	
Blythe (City)	City of Blythe Transactions and Use Tax	1.00%	10-01-2020	
Cathedral City (City)	City of Cathedral City Transactions and Use Tax	1.00%	10-01-2010	
Coachella (City)	City of Coachella Transactions and Use Tax	1.00%	04-01-2015	
Corona (City)	City of Corona Transactions and Use Tax	1.00%	07-01-2021	
Hemet (City)	City of Hemet Transactions and Use Tax	1.00%	04-01-2017	
Indio (City)	City of Indio Transactions and Use Tax	1.00%	04-01-2017	
La Quinta (City)	City of La Quinta Transactions and Use Tax	1.00%	04-01-2017	
Lake Elsinore (City)	City of Lake Elsinore Transactions and Use Tax	1.00%	04-01-2021	
Menifee (City)	City of Menifee Transactions and Use Tax	1.00%	04-01-2017	
Murrieta (City)	City of Murrieta Transactions and Use Tax	1.00%	04-01-2019	
Norco (City)	City of Norco Transactions and Use Tax	1.00%	04-01-2019	
Palm Springs (City)	City of Palm Springs 2018 Transactions and Use Tax	0.50%	04-01-2018	
Palm Springs (City)	City of Palm Springs Transactions and Use Tax	1.00%	04-01-2012	
Riverside (City)	City of Riverside Transactions and Use Tax	1.00%	04-01-2017	
San Jacinto (City)	City of San Jacinto Transactions and Use Tax	1.00%	04-01-2021	
Temecula (City)	City of Temecula Transactions and Use Tax	1.00%	04-01-2017	
Wildomar (City)	City of Wildomar Transactions and Use Tax	1.00%	04-01-2019	
Sacramento County	Sacramento Transportation Authority	0.50%	04-01-1989	
Galt (City)	City of Galt Public Safety Transactions and Use Tax	0.50%	04-01-2009	
Isleton (City)	City of Isleton Transactions and Use Tax	0.50%	04-01-2017	03-31-2022
Isleton (City)	City of Isleton Special Transactions and Use Tax	0.50%	10-01-2016	09-30-2021

Tax Area	District Name	Rate	Effective Date	End Date
Isleton (City)	City of Isleton General Transactions and Use Tax	0.50%	04-01-2022	
Isleton (City)	City of Isleton Special Transactions and Use Tax	0.50%	04-01-2022	
Rancho Cordova (City)	City of Rancho Cordova Relief and Recovery 2020 Transactions and Use Tax	0.50%	04-01-2021	
Rancho Cordova (City)	City of Rancho Cordova Transactions and Use Tax	0.50%	04-01-2015	
Sacramento (City)	City of Sacramento 2018 Transactions and Use Tax	1.00%	04-01-2019	
San Benito County	San Benito County Safety Transactions and Use Tax	1.00%	04-01-2019	
Hollister (City)	City of Hollister Transactions and Use Tax	1.00%	04-01-2008	
San Juan Bautista (City)	City of San Juan Bautista Transactions and Use Tax	0.75%	04-01-2005	
San Bernardino County	San Bernardino County Transportation Authority	0.50%	04-01-1990	
Barstow (City)	City of Barstow Transactions and Use Tax	1.00%	04-01-2019	
Montclair (City)	City of Montclair Essential Services Protection Transactions and Use Tax	1.00%	04-01-2021	
Montclair (City)	City of Montclair Transactions and Use Tax	0.25%	04-01-2005	
Redlands (City)	City of Redlands Transactions and Use Tax	1.00%	04-01-2021	
San Bernardino (City)	City of San Bernardino 2020 Transactions and Use Tax	1.00%	04-01-2021	
San Bernardino (City)	City of San Bernardino Transactions and Use Tax	0.25%	04-01-2007	03-31-2021
Victorville (City)	City of Victorville Public Safety and Essential Services Transactions and Use Tax	1.00%	04-01-2021	
Yucca Valley (Town)	Town of Yucca Valley Essential Services Transactions and Use Tax	0.50%	04-01-2017	
Yucca Valley (Town)	Town of Yucca Valley Sewer Improvement and Assessment Transactions and Use Tax	0.50%	04-01-2017	
San Diego County	San Diego County Regional Transportation Commission	0.50%	04-01-1988	
Chula Vista (City)	City of Chula Vista 2018 Transactions and Use Tax	0.50%	10-01-2018	
Chula Vista (City)	City of Chula Vista Temporary Transactions and Use Tax	0.50%	04-01-2017	
Del Mar (City)	City of Del Mar Transactions and Use Tax	1.00%	04-01-2017	
El Cajon (City)	City of El Cajon Service Preservation Transactions and Use Tax	0.50%	04-01-2009	
Imperial Beach (City)	City of Imperial Beach Emergency Response and Vital Transactions and Use Tax	1.00%	04-01-2021	
La Mesa (City)	City of La Mesa Transactions and Use Tax	0.75%	04-01-2009	
National City (City)	City of National City Transactions and Use Tax	1.00%	10-01-2006	
Oceanside (City)	City of Oceanside Temporary Transactions and Use Tax	0.50%	04-01-2019	
Vista (City)	City of Vista Transactions and Use Tax	0.50%	04-01-2007	
San Francisco City and County	2020 Peninsula Corridor Joint Powers Board Retail Transactions and Use Tax	0.125%	07-01-2021	
	Bay Area Rapid Transit District	0.50%	04-01-1970	
	San Francisco County Public Finance Authority	0.25%	10-01-1993	
	San Francisco County Transportation Authority	0.50%	04-01-1990	
San Joaquin County	San Joaquin Transportation Authority	0.50%	04-01-1991	
Lathrop (City)	City of Lathrop Public Safety/Essentials Services Transactions and Use Tax	1.00%	04-01-2013	
Lodi (City)	City of Lodi 2018 General Transactions and Use Tax	0.50%	04-01-2019	
Manteca (City)	City of Manteca Public Safety Transactions and Use Tax	0.50%	04-01-2007	
Stockton (City)	City of Stockton Public Safety Transactions and Use Tax	0.25%	04-01-2005	
Stockton (City)	City of Stockton Special Library and Recreation Transactions and Use Tax	0.25%	04-01-2017	
Stockton (City)	City of Stockton Transactions and Use Tax	0.75%	04-01-2014	

Tax Area	District Name	Rate	Effective Date	End Date
Tracy (City)	City of Tracy Transactions and Use Tax	0.50%	04-01-2017	
San Luis Obispo County				
Arroyo Grande (City)	City of Arroyo Grande Transactions and Use Tax	0.50%	04-01-2007	
Atascadero (City)	City of Atascadero Essential Services Transactions and Use Tax	1.00%	04-01-2021	
Atascadero (City)	City of Atascadero Transactions and Use Tax	0.50%	04-01-2015	
Grover Beach (City)	City of Grover Beach Community Transactions and Use Tax	1.50%	04-01-2021	
Grover Beach (City)	City of Grover Beach Transactions and Use Tax	0.50%	04-01-2007	03-31-2021
Morro Bay (City)	City of Morro Bay Local Recovery Transactions and Use Tax	1.50%	04-01-2021	
Morro Bay (City)	City of Morro Bay Transactions and Use Tax	0.50%	04-01-2007	03-31-2021
Paso Robles (City)	City of Paso Robles Supplemental Transactions and Use Tax	1.00%	04-01-2021	
Paso Robles (City)	City of Paso Robles Transactions and Use Tax	0.50%	04-01-2013	
Pismo Beach (City)	City of Pismo Beach Transactions and Use Tax	0.50%	10-01-2008	
San Luis Obispo (City)	City of San Luis Obispo Community Services and Investment Transactions and Use Tax	1.50%	04-01-2021	
San Luis Obispo (City)	City of San Luis Obispo Essential Services Transactions and Use Tax	0.50%	04-01-2007	03-31-2021
San Mateo County				
	2020 Peninsula Corridor Joint Powers Board Retail Transactions and Use Tax	0.125%	07-01-2021	
	San Mateo County Retail Transactions and Use Tax	0.50%	04-01-2013	
	San Mateo County Transit District	0.50%	07-01-1982	
	San Mateo County 2018 Transit District	0.50%	07-01-2019	
	San Mateo County Transportation Authority	0.50%	01-01-1989	
Belmont (City)	City of Belmont Transactions and Use Tax	0.50%	04-01-2017	
Burlingame (City)	City of Burlingame Essential Services Transactions and Use Tax	0.25%	04-01-2018	
Daly City (City)	City of Daly City Local Recovery and Relief Transactions and Use Tax	0.50%	04-01-2021	
East Palo Alto (City)	City of East Palo Alto Transactions and Use Tax	0.50%	04-01-2017	
Redwood (City)	City of Redwood City Transactions and Use Tax	0.50%	04-01-2019	
So. San Francisco (City)	So. San Francisco Fiscal Stability and Essential Services Transactions and Use Tax	0.50%	04-01-2016	
San Bruno (City)	City of San Bruno Transactions and Use Tax	0.50%	04-01-2020	
San Mateo (City)	City of San Mateo Transactions and Use Tax	0.25%	04-01-2010	
Santa Barbara County				
	Santa Barbara County Local Transportation Authority	0.50%	04-01-1990	
Carpinteria (City)	City of Carpinteria Local Transactions and Use Tax	1.25%	04-01-2019	
Guadalupe (City)	City of Guadalupe Essential Services Transactions and Use Tax	1.00%	04-01-2021	
Guadalupe (City)	City of Guadalupe Transactions and Use Tax	0.25%	04-01-2015	03-31-2021
Lompoc (City)	City of Lompoc Transactions and Use Tax	1.00%	07-01-2020	
Santa Barbara (City)	City of Santa Barbara Infrastructure and Services Transactions and Use Tax	1.00%	04-01-2018	
Santa Maria (City)	City of Santa Maria Public Safety Transactions and Use Tax	1.00%	04-01-2019	

Tax Area	District Name	Rate	Effective Date	End Date
Santa Clara County	2020 Peninsula Corridor Joint Powers Board Retail Transactions and Use Tax	0.125%	7-01-2021	
	Santa Clara County Retail Transactions and Use Tax	0.125%	04-01-2013	
	Santa Clara County Transit District	0.50%	10-01-1976	
	Santa Clara County Valley Transportation Authority	0.50%	04-01-2006	
	Santa Clara VTA BART Operating and Maintenance Transactions and Use Tax	0.125%	07-01-2012	
	Silicon Valley Transportation Solutions Tax	0.50%	04-01-2017	
Campbell (City)	City of Campbell Vital City Services, Maintenance and Protection Transactions and Use Tax	0.25%	04-01-2009	
Los Gatos (City)	City of Los Gatos Transactions and Use Tax	0.125%	04-01-2019	
Milpitas (City)	City of Milpitas Public Services Transactions and Use Tax	0.25%	04-01-2021	
San Jose (City)	City of San Jose Transactions and Use Tax	0.25%	10-01-2016	
Santa Cruz County	Santa Cruz County Public Library Transactions and Use Tax	0.25%	04-01-1997	
	Santa Cruz County Transportation Transactions and Use Tax	0.50%	04-01-2017	
	Santa Cruz County Unincorporated Area Transactions and Use Tax	0.50%	04-01-2019	
	Santa Cruz Metropolitan Transit District	0.50%	01-01-1979	
Capitola (City)	City of Capitola Permanent Retail Transactions and Use Tax	0.25%	04-01-2013	
Capitola (City)	City of Capitola Transactions and Use Tax	0.25%	04-01-2005	
Santa Cruz (City)	City of Santa Cruz 2018 Transactions and Use Tax	0.25%	10-01-2018	
Santa Cruz (City)	City of Santa Cruz Replacement Transactions and Use Tax	0.50%	04-01-2007	
Scotts Valley (City)	City of Scotts Valley 2020 Transactions and Use Tax	1.25%	07-01-2020	
Scotts Valley (City)	City of Scotts Valley Temporary Transactions and Use Tax	0.50%	04-01-2014	06-30-2020
Watsonville (City)	City of Watsonville Public Safety Transactions and Use Tax	0.50%	10-01-2014	
Watsonville (City)	City of Watsonville Transactions and Use Tax	0.25%	04-01-2007	
Shasta County				
Anderson (City)	City of Anderson Transactions and Use Tax	0.50%	10-01-2014	
Siskiyou County				
Dunsmuir (City)	City of Dunsmuir Transactions and Use Tax	0.50%	04-01-2016	
Mount Shasta (City)	City of Mt. Shasta Libraries Transactions and Use Tax	0.25%	10-01-2011	
Yreka (City)	City of Yreka Transactions and Use Tax	0.50%	04-01-2017	
Weed (City)	City of Weed Transactions and Use Tax	0.25%	07-01-2015	
Solano County	Solano County Public Library Transactions and Use Tax	0.125%	10-01-1998	
Benicia (City)	City of Benicia Transactions and Use Tax	1.00%	04-01-2015	
Fairfield (City)	City of Fairfield Transactions and Use Tax	1.00%	04-01-2013	
Rio Vista (City)	City of Rio Vista General Transactions and Use Tax	0.75%	04-01-2013	03-31-2022
Rio Vista (City)	City of Rio Vista 2022 General Transactions and Use Tax	0.75%	04-01-2022	
Suisun (City)	City of Suisun Transactions and Use Tax	1.00%	04-01-2017	
Vacaville (City)	City of Vacaville 2017 Transactions and Use Tax	0.75%	04-01-2018	
Vallejo (City)	City of Vallejo Transactions and Use Tax	1.00%	04-01-2012	

Tax Area	District Name	Rate	Effective Date	End Date
Sonoma County	County of Sonoma Measure F	0.25%	04-01-2011	
	Sonoma County Library Maintenance, Restoration, Enhancement Act	0.125%	04-01-2017	
	Sonoma County Local Mental Health, Addiction and Homeless Services Measure Transactions and Use Tax	0.25%	04-01-2021	
	Sonoma County Parks and Safety Transactions and Use Tax	0.125%	04-01-2019	
	Sonoma County Transportation Authority	0.25%	04-01-2005	
	Sonoma-Marin Area Rail Transportation Authority	0.25%	04-01-2009	
Cotati (City)	City of Cotati 2014 Transactions and Use Tax	1.00%	10-01-2014	
Healdsburg (City)	City of Healdsburg Transactions and Use Tax	0.50%	04-01-2013	
Petaluma (City)	City of Petaluma Transactions and Use Tax	1.00%	04-01-2021	
Rohnert Park (City)	City of Rohnert Park Transactions and Use Tax	0.50%	10-01-2010	
Santa Rosa (City)	City of Santa Rosa 2010 Transactions and Use Tax	0.25%	04-01-2011	06-30-2021
Santa Rosa (City)	City of Santa Rosa 2018 Transactions and Use Tax	0.25%	04-01-2019	06-30-2021
Santa Rosa (City)	City of Santa Rosa 2020 Transactions and Use Tax	0.50%	07-01-2021	
Santa Rosa (City)	City of Santa Rosa Public Safety Transactions and Use Tax	0.25%	04-01-2005	
Sebastopol (City)	City of Sebastopol Community Transactions and Use Tax	0.25%	04-01-2005	
Sebastopol (City)	City of Sebastopol Increase in the Community Transactions and Use Tax	0.50%	04-01-2013	
Sonoma (City)	City of Sonoma Transactions and Use Tax	0.50%	10-01-2012	
Stanislaus County	Stanislaus County Library Transactions and Use Tax	0.125%	07-01-1995	
	Stanislaus Measure L Local Roads First Transportation	0.50%	04-01-2017	
Ceres (City)	City of Ceres Public Safety Transactions and Use Tax	0.50%	04-01-2008	
Oakdale (City)	City of Oakdale Transactions and Use Tax	0.50%	04-01-2012	
Turlock (City)	City of Turlock, 911 Safety/Emergency Medical Response, Community Services Transactions and Use Tax	0.75%	04-01-2021	
Tehama County				
Corning (City)	City of Corning Transactions and Use Tax	0.50%	10-01-2016	
Red Bluff (City)	City of Red Bluff 2014 Transactions and Use Tax	0.25%	04-01-2015	
Tulare County	Tulare County Transportation Authority	0.50%	04-01-2007	
Dinuba (City)	City of Dinuba Police and Fire Protection Transactions and Use Tax	0.75%	04-01-2006	
Exeter (City)	City of Exeter 2020 Transactions and Use Tax	1.00%	04-01-2021	
Farmersville (City)	City of Farmersville 2018 Transactions and Use Tax	0.50%	04-01-2018	
Farmersville (City)	City of Farmersville Transactions and Use Tax	0.50%	04-01-2005	
Lindsay (City)	City of Lindsay Transaction and Use Tax	1.00%	10-01-2017	
Porterville (City)	City of Porterville 2018 Transactions and Use Tax	1.00%	04-01-2019	
Porterville (City)	City of Porterville Public Safety, Police and Fire Protection Transactions and Use Tax	0.50%	04-01-2006	
Tulare (City)	City of Tulare Transactions and Use Tax	0.50%	04-01-2006	
Visalia (City)	City of Visalia Public Safety Transactions and Use Tax	0.25%	07-01-2004	
Visalia (City)	City of Visalia Transactions and Use Tax	0.50%	04-01-2017	
Woodlake (City)	City of Woodlake Transactions and Use Tax	1.00%	04-01-2018	

Tax Area	District Name	Rate	Effective Date	End Date
Tuolumne County				
Sonora (City)	City of Sonora Transactions and Use Tax	0.50%	01-01-2005	
Ventura County				
Oxnard (City)	City of Oxnard 911 Safety Transactions and Use Tax	1.50%	04-01-2021	
Oxnard (City)	City of Oxnard Vital Services Transactions and Use Tax	0.50%	04-01-2009	
Port Hueneme (City)	City of Port Hueneme Essential Services Transactions and Use Tax	1.00%	04-01-2019	
Port Hueneme (City)	City of Port Hueneme Transactions and Use Tax	0.50%	04-01-2009	
Santa Paula (City)	City of Santa Paula Transactions and Use Tax	1.00%	04-01-2017	
Ventura (City)	City of Ventura Transactions and Use Tax	0.50%	04-01-2017	
Yolo County				
Davis (City)	City of Davis Transactions and Use Tax	1.00%	10-01-2014	
West Sacramento (City)	City of West Sacramento 2018 Transactions and Use Tax	0.25%	04-01-2019	
West Sacramento (City)	City of West Sacramento Transactions and Use Tax	0.25%	04-01-2017	
West Sacramento (City)	City of West Sacramento Transactions and Use Tax	0.50%	04-01-2003	
Woodland (City)	City of Woodland Supplemental Transactions and Use Tax	0.25%	10-01-2010	
Woodland (City)	City of Woodland Transactions and Use Tax	0.50%	10-01-2006	
Yuba County				
	Yuba County Unincorporated Area Transactions and Use Tax	1.00%	04-01-2019	
Marysville (City)	City of Marysville Transactions and Use Tax	1.00%	10-01-2016	
Wheatland (City)	City of Wheatland Transactions and Use Tax	0.50%	04-01-2011	

¹ The 0.25 percent tax **will not** be imposed in the cities of Compton, Long Beach, Lynwood, Pico Rivera, Santa Monica, and South Gate because doing so would cause the rate in those cities to exceed the 10.25 percent maximum tax rate allowed under the law in Los Angeles County. If or when an existing tax in one of these cities expires, the Measure H tax will be imposed in that city immediately.

² Santa Fe Springs may exceed the maximum rate of 10.25 percent in Los Angeles County by 0.50 percent per Revenue and Taxation Code section 7286.27.



Meeting Date: 03/01/2023
Agenda Item: 6.5

CITY COUNCIL MEETING STAFF REPORT

REPORT TO: Mayor Palomar & Council Members
REPORT FROM: Alexander J. Henderson, City Manager; ICMA-CM **REVIEWED BY:** AP
AGENDA ITEM: 2022/2023 Capital Improvement Projects Update
ACTION REQUESTED: Ordinance Resolution Motion Receive/File

EXECUTIVE SUMMARY

Attached is a status update for the 2022/2023 capital improvement plan as adopted by the City Council with the regular budget.

Staff will be available to answer questions and provide oral updates on individual projects.

RECOMMENDED ACTION BY CITY COUNCIL

- 1. *Informational only.*

POLICY ALTERNATIVE(S)

- 1. N/A

STRATEGIC INITIATIVE

- 1. Ensure Financial Stability

FINANCIAL INFORMATION

FISCAL IMPACT:

1. Is There A Fiscal Impact?	<u>Yes</u>
2. Is it Currently Budgeted?	<u>Yes</u>
3. If Budgeted, Which Line?	<u>Varies</u>

PRIOR ACTION/REVIEW

Council approved the appropriations and projects as part of their adoption of the FY2023 budget.

BACKGROUND INFORMATION

See Executive Summary.

ATTACHED INFORMATION

- 1. 2022/2023 Capital Improvement Plan Status Update

Capital Improvement Projects 2022-2023							
Department	Strategic Goal Met	Type of Request	Item Description	Purpose	Cost	Funding Source	Status Update
All	All	Infrastructure	5-Year Strategic Plan Update	Update Existing Strategic Plan Document	\$20,000	General Fund/Water Enterprise	In Progress; Seeking Facilitator Estimates
All	All	Software	Hiring Software	Recruitment/Compliance/Onboarding Programming	\$18,000	GF/Water/Measure E	Completed
City Hall/IT	Ensure Financial Stability	Software	Improve IT Security	Multi-Factor Login Systems	\$12,000	General Fund	Not Yet Started
City Hall	All	Facilities	City Hall Roof & Thermostats	City Hall roof repairs & thermostats	\$24,000	General Fund	Completed
Community Development	Promote Sustainable Development/Increase Retail Opportunities	Incentive	Façade/Alley Program	Grant Program for Façade/Alley	\$100,000	Economic Development Fund/ARPA	In Progress; Program expanded
Community Development	Promote Sustainable Development/Increase Retail Opportunities	Incentive	Econ. Development - Property Tax	Micro-Grant Program	\$30,000	Economic Development Fund/GF	In Progress; No Current Applications
Community Development	Promote Sustainable Development/Increase Retail Opportunities	Incentive	Econ. Development - Property Tax	Residual Property Tax Program - Incentives	\$80,000	Residual Property Tax Collection	In Progress; Applications Under Review
Community Services	Improve Community Communication	Software	Technology Update	CivicRec Software for Community Service Reservations/Payments	\$11,500	General Fund	Completed
Council	All	Facilities	Façade Repairs	Awning Repairs; City Hall	\$5,500	General Fund	Completed
Council	All	Facilities	Security Upgrades	Install Door Access Readers; Safety Lighting	\$6,500	General Fund	Door Access Complete; Lighting IP
Council	All	Planning	Housing Element Update	Sixth Cycle; MJHE	\$150,000	General Fund	In Progress with Fresno COG
Council	All	Planning	Compensation Study	Organizational Compensation Study	\$35,000	General Fund/Water Enterprise	In Progress; Consultant Working on Kickoff
Council	All	Planning	Update Emergency Operations Plan	Update Emergency Operations Plan	\$60,000	Measure E	In Progress; TB Completed in May
Council/Committee	Improve Public Safety	Infrastructure	Funding Request For Improvements	Public Safety Committee Request	\$10,000	General Fund	In Progress; Awaiting Info from KPD
Engineering/PW	Improve Public Safety	Infrastructure	TOD Intersection Improvements	Phase 1 TOD Grant Improvements, Intersections and Bike Lanes	\$445,000	TOD Grant; Fresno COG	IP; Survey Work to begin in March
Engineering/PW	Improve Public Safety	Infrastructure	Parking Lot Repairs	Repave Downtown Parking Lots/ADA Upgrades (Library, Senior Center, Smith St.	\$225,000	Measure C	IP; Bids Opened 2/23
Engineering/PW	Improve Public Safety	Infrastructure	Sidewalk Installation	12th Ave Sidewalk (Stroud to Aslan); Construction	\$65,350	CMAQ Grant; 11.4 % Measure C Local Share	IP; Design Phase
Engineering/PW	Improve Public Safety	Infrastructure	Sidewalk Installation	18th Ave Sidewalk (Stroud to Klepper); Construction	\$120,400	CMAQ Grant; 11.4% LTF 3 Local Share	IP; ROW Acquisition Phase
Engineering/PW	Improve Public Safety	Infrastructure	Sidewalk Installation	18th Ave Sidewalk (Sierra to Stroud); Construction	\$168,831	CMAQ Grant; 11.4% LTF 3 Local Share	IP; ROW Acquisition Phase
Engineering/PW	Improve Public Safety	Infrastructure	New Construction	Roundabout at Sierra Ave./Bethel Ave.; ROW and CONS	\$1,075,000	HSIP	Completed
Engineering/PW	Improve Public Safety	Infrastructure	Road Repair	10th/Academy (Stroud to Kamm Ave); Mill and Overlay	\$445,000	LTF 8	IP; Summer Completion
Engineering/PW	Improve Public Safety	Infrastructure	Road Repair	22nd Ave (Sierra St. to Orange St.); Mill and Overlay	\$380,000	Measure C/Gas Tax	IP; Summer Completion
Engineering/PW	Improve Public Safety	Infrastructure	Road Repair	18th Ave SB (Kamm to N/O Tract 6167)	\$270,000	Traffic Impact Fees	IP; Waiting on PG&E
Engineering/PW	Improve Public Safety	Infrastructure	Road Repair	18th Ave (Earl to Kern St.) Mill and Overlay	\$328,245	SB1	IP; Summer Completion
Fire	Improve Public Safety	Equipment	New Equipment	Extractor; Removes Cancer-causing Agents from PPE	\$45,000	Measure E	Completed
Fire	Improve Public Safety	Vehicle	Replace Aging Equipment	Replace Aging Admin. Vehicle	\$80,000	Measure E	Completed
Fire	Improve Public Safety	Equipment	Replace Aging Equipment	Replace Fire Hose (10 year lifespan); 3,000 L.F.	\$45,000	Measure E	Completed
Fire/Amb	Improve Public Safety	Facilities	Lighting	Fire Station Signage Lighting	\$22,000	Fire Enterprise	Not Yet Started; On Hold
Fire/Amb	Improve Public Safety	Facilities	Replace Aging Equipment	Industrial Ice Machine Replacement	\$10,000	Measure E	Completed
Fire/Amb	Improve Public Safety	Facilities	Safety Upgrades	Improve Station #1 Apparatus Floor; Floor Drain and Epoxy	\$45,000	Measure E	Completed
Fire/Amb	Improve Public Safety	Equipment	Radios/Communications	Continued Communications Upgrades	\$40,000	Measure E	In Progress; Equipment Ordered
Parks	Provide Recreation Opportunities for All Ages	Equipment	New Equipment	Install Expression Swing at Memorial Park	\$3,000	General Fund	IP; Finalizing Color Choice
Parks	Provide Recreation Opportunities for All Ages	Equipment	Replace Aging Equipment	Replace Outdoor Movie Equipment	\$5,000	General Fund	IP; Equipment Ordered
Parks	Provide Recreation Opportunities for All Ages	Infrastructure	Prop. 68 Funds	Athwal Park Restroom Installation	\$250,000	Prop 68 (non-competitive)/20% Local Match	IP; Anticipated April Installation
Parks	Provide Recreation Opportunities for All Ages	Facilities	Softfall Replacement	Purchase/Replace Softfall Materials (Heritage and Sunset Parks)	\$12,000	General Fund	IP; Completed in Fall
Parks	Provide Recreation Opportunities for All Ages	Facilities	Tree Removal	Removal Problem Trees at City Parks (contract work)	\$15,000	General Fund	Completed
Police	Improve Public Safety	Vehicle	New Vehicle	New Vehicle for New Employee (GF)	\$70,000	General Fund	IP; Vehicle Ordered
Police	Improve Public Safety	Equipment	Body Worn Cameras	Outfit Officers with BWC and Dash Cameras	\$80,000	Measure E	IP; Grant Submitted
Police	Improve Public Safety	Equipment	Radios/Communications	Dual Band Radio Upgrades	\$125,000	Measure E	Completed
Police	Improve Public Safety	Facilities	Facility/Space Upgrade	KPD Workspace Renovations, Striping, lighting	\$350,000	Measure E	IP; Construction in March
Police	Improve Public Safety	Vehicle	New Vehicles	New Vehicles for New Employees (Measure E)	\$140,000	Measure E	IP; Vehicles Ordered
Pool	Provide Recreation Opportunities for All Ages	Facilities	Fence Repairs	Fence Repair (Pool)	\$20,000	Pool	Completed
Pool	Provide Recreation Opportunities for All Ages	Infrastructure	Shade Structure	Replace Shade Structure (North end)	\$35,000	Pool	IP; Updated Quote Over Budget
Public Works	Improve Public Safety	Equipment	Mower Replacement	Mower Replacement	\$17,000	CFD transfer to GF	Completed
Public Works	Ensure Financial Stability	Facilities	Fence Repairs	Fence Repairs (Pool, Kern Basin, Bicentennial Park)	\$20,000	General Fund	Completed
Public Works	Improve Public Safety	Maintenance	Slurry Seal Projects	Slurry seal projects	\$150,000	LTF 8	Phase 1 Complete
Public Works	Improve Public Safety	Maintenance	Annual Street Striping	Large Street Striping Project	\$200,000	LTF 8/Measure C	Completed
Public Works	Improve Public Safety	Equipment	Hazard Light Upfit	Hazard Light Installation (Fleet Vehicles)	\$15,000	General Fund	Completed
Public Works	Increase Retail Opportunities	Maintenance	Flag Replacement	Replacement of US/Swedish Flags	\$6,000	Measure C	Completed
Public Works	Improve Public Safety	Maintenance	Sidewalk Repairs	Repairs from Identified Locations	\$20,000	Measure C	IP; Ongoing Repairs
Public Works	All	Facilities	Roof Repairs	Roof Repairs (City Hall, Fire, PD)	\$54,000	GF/Measure E	Completed
PW/Solid Waste	Ensure Financial Stability	Planning	Solide Waste Prop. 218	Prop. 218 for Solid Waste Rates	\$7,500	Solid Waste Fund	Completed
Senior Center	Promote Sustainable Development	Facilities	Paint	Paint Senior Center Exterior/Repairs As Needed	\$20,000	Senior Center/ARP	Completed
Water Enterprise	Improve Public Safety	Facilities	Generator Maintenance	Load Test/Generator Repairs	\$15,000	Water Enterprise	Completed
Water Enterprise	Ensure Financial Stability	Infrastructure	Hydrant Replacement	Hydrant Replacements	\$60,000	Water Enterprise	IP
Water Enterprise	Ensure Financial Stability	Planning	Update UWMP	Update Urban Water Management Plan (5-year requirement)	\$50,000	Water Enterprise	IP; Complete by Spring
Water Enterprise	All	Loan/Grant	Fiber Broadband Loan	Install City-wide Fiber Optic Broadband	\$3,200,000	Water Enterprise/ARPA	IP; March Construction

Total Capital Improvement Plan \$9,311,826



Meeting Date: 03/01/2023
Agenda Item: 6.6

CITY COUNCIL MEETING STAFF REPORT

REPORT TO: Mayor Palomar & City Council
REPORT FROM: Public Works Director, Daniel Galvez **REVIEWED BY:** AP
AGENDA ITEM: Clean California Local Grant Program Discussion
ACTION REQUESTED: Ordinance Resolution Motion Receive/File

BACKGROUND

The California Department of Transportation (Caltrans) developed the Clean California Local Grant Program through which funds will go to local communities to beautify and improve local streets and roads, tribal lands, parks, pathways, and transit centers. Through the combination of adding beautification measures and art in public spaces along with the removal of litter and debris, this effort will enhance communities and improve spaces for walking and recreation.

The goals of the Clean CA Local Grant Program are to:

1. Reduce the amount of waste and debris within public rights-of-way, parks, centers and public spaces.
2. Enhance, restore, measures to beautify and improve public spaces and mitigate the urban heat island effect.
3. Enhance public health, cultural connections, and community placemaking by improving public spaces.
4. Advance equity for underserved communities.

Caltrans is excited to announce Cycle 2 of the Clean CA Local Grant Program, providing approximately \$100 million in grant funding to local communities. The availability of grant funding is contingent on the funds being made available in the FY 23-24 State Budget. Applications will be due on April 28, 2023, by 5:00 PM, and all projects must be completed, and all funds must be expended by June 30, 2026. Each grant award shall not exceed five million dollars (\$5,000,000) and there is no minimum award amount. A local match may be required and range from 0% to 50% of the project cost. Caltrans will announce grant recipients in September 2023. The applicant must be a local or regional public agency, transit agency, or federally recognized tribal government and eligible projects must meet the goals of the CCLGP.

Projects will be selected on the following criteria:

- Benefits an underserved community
- Potential to enhance and beautify public space
- Potential to provide shade, reduce the urban heat island effect, and utilize native low-water plants
- Potential for abatement of litter and debris that improves access to use of public space
- Local public engagement that culminated in the project proposal and reflects community priorities

The Fresno County Public Works and Planning Office is considering applying for the Clean California Grant Program to supplement the current Golden State Blvd. Reconstruction Project and is interested in gauging the City of Kingsburg's interest in partnering in a joint application, along with the cities of Selma and Fowler. Fresno County

Administrators believe this would be a creative approach in seeking these funds for the intended purpose adding median island treatments (e.g. wood chips, drought tolerant landscaping, public art, signage, etc.) within the County's portion of Golden State Blvd. This venture would be to a joint beautification project, with Fresno County being the lead applicant. Each partnering City would be encouraged to provide input and establish the overall grant scope.

For Kingsburg, staff supports aesthetic enhancing features such as entryway signage, ornamental lighting, as well as some low maintenance landscaping. Staff is seeking council direction on submitting a joint application. It is likely that a joint application has a better chance of being awarded given the feedback we received from Caltrans stemming from our first round applications (see Prior Action below).

In addition to the joint application, Council could seek to submit additional separate solo applications (Kingsburg only) utilizing our existing agreement with Townsend Public Affairs. We received feedback from our applications in round 1 and can resubmit, if so desired.

RECOMMENDED ACTION BY CITY COUNCIL

1. Provide input and direction to staff.

POLICY ALTERNATIVE(S)

1. None

STRATEGIC INITIATIVE

1. To provide recreational opportunities for all ages.

FINANCIAL INFORMATION

FISCAL IMPACT:

- | | |
|------------------------------|------------|
| 1. Is There A Fiscal Impact? | <u>No</u> |
| 2. Is it Currently Budgeted? | <u>No</u> |
| 3. If Budgeted, Which Line? | <u>N/A</u> |

PRIOR ACTION/REVIEW

On the January 5, 2022 City Council meeting, the Public Works and Community Services Department staff compiled a list of possible project ideas and sought council's input on applicable grant projects. Of the six project ideas presented, council moved forward by selecting two for grant submittal.

- Park improvements/shade structures & lighting: Memorial Park, Downtown Park, Heritage Park.
- Memorial Park Band Shell and Bathroom Renovation.

On March 1, 2022 the City of Kingsburg was notified neither of the two projects were selected for grant funding. After an extensive review of our applications, it was determined by the Caltrans that our projects did not score high enough to establish a competitive advantage (mostly due to demographic/economic scoring that Kingsburg does not qualify for).

ATTACHED INFORMATION

1. Clean California Local Grant Fact Sheet



CLEAN CALIFORNIA

Local Grant Program

The Clean California Local Grant Program, administered by the California Department of Transportation (Caltrans), provides funding to beautify and improve streets and roads, tribal lands, parks, pathways, and transit centers. Its ultimate goal is to restore pride in California's public spaces.

In Cycle 1, Caltrans awarded approximately \$300 million in funds to 105 projects. In Cycle 2, Caltrans will have approximately \$100 million in funds to award. The availability of Cycle 2 grant funding is contingent on the funds being made available in the Fiscal Year 2023-2024 State Budget.

Applicants must be local or regional public agencies, transit agencies, or tribal governments. Nonprofit organizations may apply as sub-applicants.

Project Types

Eligible projects are infrastructure or non-infrastructure projects that reduce litter, beautify public spaces, improve public health, and foster place-making.

Funding

The grant program guidelines recognize and provide for the diverse funding needs of potential applicants throughout the state.

- The local match component ranges from 0% to 50% of the grant amount request.
- All program funds will benefit underserved communities.
- The maximum grant amount request is \$5 million.
- Projects must be delivered by June 30, 2026.



Living Green Pittsburg - Trail and Community Outreach Project, City of Pittsburg, Cycle 1 Awardee



The Hanami Line Project at Robert T. Matsui Park, City of Sacramento, Cycle 1 Awardee



CLEAN CALIFORNIA

Local Grant Program

Project Selection Criteria

For Cycle 2, Caltrans has refined the project selection criteria to further support:

- Community need
- Potential to enhance and beautify public space
- Potential for greening to provide shade, reduction of the urban heat island effect, and use of native drought-tolerant plants
- Potential to improve access to public space
- Public engagement in the project proposal that reflects community priorities
- Benefit to underserved communities

These funds shall not be used to displace people experiencing homelessness.

Cycle 2 Milestones	Dates
Call for Projects	February 14, 2023
Project Application Deadline	April 28, 2023, by 5:00 PM PST
Project Award Announcement	August/September 2023
Project Completion Date	June 30, 2026



Eel River Trail Project and Rio Dell Gateway Beautification Project, City of Rio Dell, Cycle 1 Awardee



South of Market (SoMa) Transit Gardens Connection Project, San Francisco Municipal Transportation Agency, Cycle 1 Awardee

Start Preparing Your Cycle 2 Application(s) Now!

- Identify potential project site(s) and/or educational program concept(s)
- Plan and begin your community engagement
- Develop project/program design plans
- Identify State and/or federal permits or approvals that will be needed
- Stay informed on program updates through stakeholder workshops

For more information, please visit: <https://cleancalifornia.dot.ca.gov/local-grants/local-grant-program>

Sign up for our mailing list [HERE](#)

Questions? Email: CleanCA.LocalGrant@dot.ca.gov